



FINANCIAL REPORT OF INVESTMENTS

May 31, 2026

PREPARED BY:

ROBERT WITTENBERG, COUNTY TREASURER

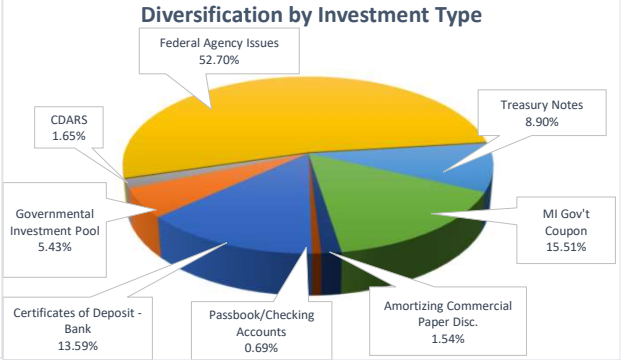
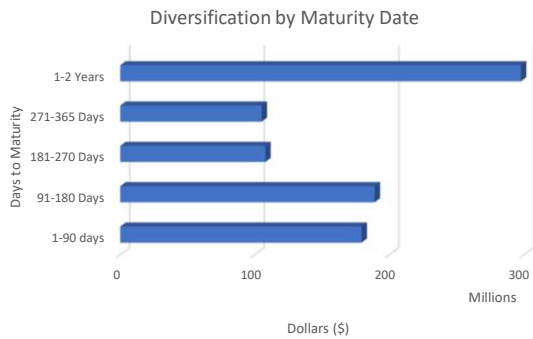
Robert Wittenberg, Oakland County Treasurer Investment Report Summary

Investment Portfolio



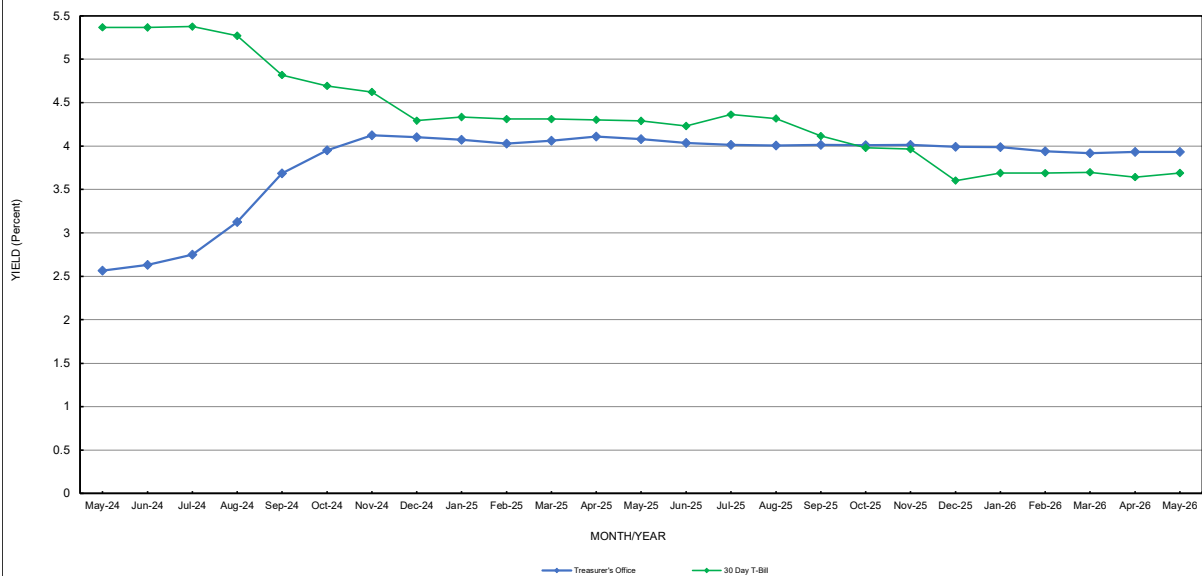
Type	Current Original Cost
Certificates of Deposit - Bank	\$ 174,495,908.06
Governmental Investment Pool	69,753,405.96
Amortizing Commercial Paper Disc.	19,768,306.95
Federal Agency Issues - Coupon	676,857,828.24
Treasury Notes	114,341,420.22
CDARS	21,196,358.94
MI Gov't Coupon	199,160,517.17
Passbook/Checking Accounts	8,876,777.62
GRAND TOTALS:	\$ 1,284,450,523.16

Diversification



Yield

Robert Wittenberg, Oakland County Treasurer Investment Pool Yield Comparisons





**Oakland County Treasurer
 GASB 40 Credit & Interest Rate Risk
 Sorted by Fund
 Through 05/31/2026**

Security ID	Investment #	Issuer	Par Value	Book Value	Market Value	Reported Value	Moody's S&P	% of Portfolio	Current Yield	Days to Maturity	Maturity Date	Modified Duration
Delinquent Tax Revolving Fund												
29204999810A	127757	Independent Bank	10,405,555.56	10,405,555.56	10,405,555.56	10,405,555.56		0.81	3.000	44	07/15/2026	0.120
29205268018A	127882	Independent Bank	10,000,000.00	10,000,000.00	10,000,000.00	10,000,000.00		0.78	2.500	197	12/15/2026	0.539
		Subtotal	20,405,555.56	20,405,555.56	20,405,555.56	20,405,555.56		1.59	2.755	118		0.325
Investment Pool												
375011552858	127502	Bank of America	4,448,200.66	4,448,200.66	4,448,200.66	4,448,200.66		0.35	3.700	1		0.000
MI 01 0047 0003	111745	MI Class	37,608,684.66	37,608,684.66	37,608,684.66	37,608,684.66		2.93	3.750	1		0.000
101093342	125366	Flagstar Pool	122,335.54	122,335.54	122,335.54	122,335.54		0.01	3.710	1		0.000
2272S0094	126751	Michigan First Credit Union	1,099.33	1,099.33	1,099.33	1,099.33		0.00	0.050	1		0.000
1885079061	128023	Huntington Pool and Securities	5,206,188.40	5,206,188.40	5,206,188.40	5,206,188.40		0.41	3.500	1		0.000
01381917549	125359	Huntington National Bank	25,054,689.86	25,054,689.86	25,054,689.86	25,054,689.86		1.95	3.750	1		0.000
1000475853	127424	Choice One Bank	4,302,641.29	4,302,641.29	4,302,641.29	4,302,641.29		0.34	3.600	1		0.000
2495337333	127426	Community Unity Bank	2,500.80	2,500.80	2,500.80	2,500.80		0.00	3.560	1		0.000
2625868	126072	Northern Trust MM	1,548,784.16	1,548,784.16	1,548,784.16	1,548,784.16		0.12	3.500	1		0.000
203785	127513	MILAF - Govmic Class	128,820.41	128,820.41	128,820.41	128,820.41		0.01	3.740	1		0.000
50044829	127612	JPMorgan Chase Bank	206,238.47	206,238.47	206,238.47	206,238.47		0.02	3.500	1		0.000
501029276	127738	Huron Valley State Bank	2,151,508.24	2,151,508.24	2,151,508.24	2,151,508.24		0.17	4.000	0	06/01/2026	0.000
732622BL8	127671	Pontiac WasteWater Distr	500,000.00	500,000.00	500,000.00	500,000.00	P-1 A-1	0.04	1.980	0	06/01/2026	0.000
0007627364-0051127868		Community Choice CU	7,123,502.24	7,123,502.24	7,123,502.24	7,123,502.24		0.56	3.950	0	06/01/2026	0.000
91282CHH7	127583	US Treasury Note	10,000,000.00	9,999,312.28	10,001,315.40	9,999,312.28	Aaa AAA	0.78	3.856	14	06/15/2026	0.038
31424WF49	127743	Farmer Mac Coupon	10,000,000.00	10,000,000.00	10,001,851.90	10,000,000.00	Aaa AAA	0.78	3.762	22	06/23/2026	0.060
91282CKY6	127595	US Treasury Note	10,000,000.00	10,003,447.55	10,006,754.20	10,003,447.55	Aaa AAA	0.78	3.936	29	06/30/2026	0.079
0007627364-0054127943		Community Choice CU	5,000,000.00	5,000,000.00	5,000,000.00	5,000,000.00		0.39	4.000	32	07/03/2026	0.087
8085A3G82	127959	Charles Schwab	5,000,000.00	4,980,369.44	4,979,240.50	4,980,369.44	P-1 A-1	0.39	4.057	37	07/08/2026	0.101
31424WJ37	127754	Farmer Mac Coupon	10,000,000.00	10,000,000.00	10,003,140.10	10,000,000.00	Aaa AAA	0.78	3.739	38	07/09/2026	0.104
27412D	128007	First State Bank	5,207,500.00	5,207,500.00	5,207,500.00	5,207,500.00		0.41	4.070	43	07/14/2026	0.117
91282CHM6	127613	US Treasury Note	10,000,000.00	10,002,996.08	10,009,179.70	10,002,996.08	Aaa AAA	0.78	3.824	44	07/15/2026	0.120
20281	127917	Mercantile Bank of Michigan	5,000,000.00	5,000,000.00	5,000,000.00	5,000,000.00		0.39	3.700	56	07/27/2026	0.153
3130ANE30	127622	Federal Home Loan Bank	2,150,000.00	2,139,649.90	2,141,427.24	2,139,649.90	Aaa AAA	0.17	3.714	58	07/29/2026	0.158
91282CLB5	127621	US Treasury Note	10,000,000.00	10,000,426.29	10,010,546.90	10,000,426.29	Aaa AAA	0.78	3.784	60	07/31/2026	0.164

Oakland County Treasurer
GASB 40 Credit & Interest Rate Risk
Sorted by Fund
Through 05/31/2026

Security ID	Investment #	Issuer	Par Value	Book Value	Market Value	Reported Value	Moody's S&P	% of Portfolio	Current Yield	Days to Maturity	Maturity Date	Modified Duration
Investment Pool												
2663877 S 5040	127921	Genisys Credit Union	5,000,000.00	5,000,000.00	5,000,000.00	5,000,000.00		0.39	4.140	62	08/02/2026	0.000
27412C	127780	First State Bank	10,747,060.97	10,747,060.97	10,747,060.97	10,747,060.97		0.84	4.250	66	08/06/2026	0.180
31424WT85	127803	Farmer Mac Coupon	10,000,000.00	10,000,000.00	9,997,945.60	10,000,000.00	Aaa AAA	0.78	3.901	70	08/10/2026	0.191
06051XA28	127773	Bank of America	10,000,000.00	10,000,000.00	9,999,837.00	10,000,000.00		0.78	4.058	73	08/13/2026	0.200
91282CHU8	127629	US Treasury Note	10,000,000.00	10,003,410.30	10,011,718.80	10,003,410.30	Aaa AAA	0.78	3.839	75	08/15/2026	0.205
3133ETVK0	127796	Federal Farm Credit Bank	10,000,000.00	9,999,105.88	10,002,182.10	9,999,105.88	Aaa AAA	0.78	3.743	85	08/25/2026	0.232
1031731727A	127955	Citizens State Bank	16,196,358.94	16,196,358.94	16,196,358.94	16,196,358.94		1.26	3.950	87	08/27/2026	0.238
8085A3HT5	127958	Charles Schwab	5,000,000.00	4,954,083.34	4,952,750.00	4,954,083.34	P-1 A-1	0.39	3.948	87	08/27/2026	0.236
594698RX2	127529	State of Michigan	2,000,000.00	1,987,900.85	1,986,463.80	1,987,900.85		0.16	3.958	92	09/01/2026	0.252
59447TCU5	127864	State of Michigan	4,900,000.00	4,896,125.94	4,888,752.54	4,896,125.94		0.38	4.278	92	09/01/2026	0.252
3133ERRW3	127543	Federal Farm Credit Bank	20,000,000.00	20,013,634.05	20,005,863.80	20,013,634.05	Aaa AAA	1.56	3.726	94	09/03/2026	0.257
14630	127970	Waterford Bank, N.A.	10,594,795.91	10,594,795.91	10,594,795.91	10,594,795.91		0.83	3.950	95	09/04/2026	0.260
X0489A	127972	Flagstar Bank	5,107,500.00	5,107,500.00	5,107,500.00	5,107,500.00		0.40	3.800	98	09/07/2026	0.268
0007627364-0055127973	127973	Community Choice CU	5,032,876.72	5,032,876.72	5,032,876.72	5,032,876.72		0.39	3.950	99	09/08/2026	0.271
91282CHY0	127572	US Treasury Note	20,000,000.00	20,033,698.59	20,048,958.40	20,033,698.59	Aaa AAA	1.56	3.671	106	09/15/2026	0.290
31424WU67	127811	Farmer Mac Coupon	5,000,000.00	5,000,000.00	4,997,207.10	5,000,000.00	Aaa AAA	0.39	3.884	106	09/15/2026	0.290
0007627364-0056127988	127988	Community Choice CU	5,040,000.00	5,040,000.00	5,040,000.00	5,040,000.00		0.39	4.000	106	09/15/2026	0.290
659894	127847	F&M Bank	5,000,000.00	5,000,000.00	5,000,000.00	5,000,000.00		0.39	4.000	115	09/24/2026	0.315
1231001825C	127999	Bank of Ann Arbor	1,062,405.22	1,062,405.22	1,062,405.22	1,062,405.22		0.08	3.800	118	09/27/2026	0.323
31424WW99	127849	Farmer Mac Coupon	10,000,000.00	10,000,000.00	9,995,509.40	10,000,000.00	Aaa AAA	0.78	3.841	123	10/02/2026	0.336
661192	127974	F&M Bank	5,000,000.00	5,000,000.00	5,000,000.00	5,000,000.00		0.39	3.700	126	10/05/2026	0.345
3130B3A29	127573	Federal Home Loan Bank	20,000,000.00	19,998,949.93	20,018,125.00	19,998,949.93	Aaa AAA	1.56	3.723	130	10/09/2026	0.356
3133ERXU0	127574	Federal Farm Credit Bank	20,000,000.00	19,988,277.31	20,009,709.20	19,988,277.31	Aaa AAA	1.56	3.727	137	10/16/2026	0.375
2663877 S 8000	127987	Genisys Credit Union	10,000,000.00	10,000,000.00	10,000,000.00	10,000,000.00		0.78	3.940	140	10/19/2026	0.000
31424WQY1	127578	Farmer Mac Coupon	10,000,000.00	10,000,000.00	10,011,036.20	10,000,000.00	Aaa AAA	0.78	3.863	149	10/28/2026	0.408
8923A1KW0	127918	Toyota Cred PR	5,000,000.00	4,921,354.17	4,914,658.50	4,921,354.17		0.38	4.140	151	10/30/2026	0.406
59447TKM4	127460	Michigan Fin Auth	5,195,000.00	5,162,555.75	5,168,025.48	5,162,555.75		0.40	4.280	153	11/01/2026	0.419
554885J61	127557	County of Macomb	1,000,000.00	998,997.33	997,854.90	998,997.33		0.08	4.035	153	11/01/2026	0.419
627679JE4	127916	County of Muskegon	1,350,000.00	1,348,749.26	1,346,730.30	1,348,749.26		0.11	3.984	153	11/01/2026	0.419
018033HT0	127688	Allen Park Public Schools	500,000.00	495,774.08	495,913.20	495,774.08		0.04	3.988	154	11/02/2026	0.411
2306184-302	127865	Chief Financial CU	519,272.21	519,272.21	519,272.21	519,272.21		0.04	4.218	162	11/10/2026	0.000
91282CJK8	127631	US Treasury Note	5,000,000.00	5,008,977.21	5,018,515.60	5,018,515.60	Aaa AAA	0.39	3.752	167	11/15/2026	0.457
91282CJK8	127630	US Treasury Note	5,000,000.00	5,008,924.54	5,018,515.60	5,008,924.54	Aaa AAA	0.39	3.752	167	11/15/2026	0.457
10924JLG3	127950	Brighthouse Financial	5,000,000.00	4,912,500.00	4,906,211.50	4,912,500.00	P-1 A-1	0.38	4.096	168	11/16/2026	0.451

Portfolio OAK
AP

Oakland County Treasurer
GASB 40 Credit & Interest Rate Risk
Sorted by Fund
Through 05/31/2026

Security ID	Investment #	Issuer	Par Value	Book Value	Market Value	Reported Value	Moody's	S&P	% of Portfolio	Current Yield	Days to Maturity	Maturity Date	Modified Duration
Investment Pool													
3130APPS8	127681	Federal Home Loan Bank	2,000,000.00	1,981,575.50	1,983,746.58	1,981,575.50	Aaa	AAA	0.15	3.821	175	11/23/2026	0.479
91282CLY5	127645	US Treasury Note	10,000,000.00	9,995,007.16	10,023,515.60	9,995,007.16	Aaa	AAA	0.78	3.757	182	11/30/2026	0.498
59447TXR9	127723	State of Michigan	2,265,000.00	2,250,128.38	2,246,244.44	2,250,128.38			0.18	4.278	183	12/01/2026	0.501
594654XS9	127750	State of Michigan	375,000.00	375,000.00	375,061.35	375,000.00			0.03	4.048	183	12/01/2026	0.501
31424W3X8	127873	Farmer Mac Coupon	10,000,000.00	10,000,000.00	9,988,301.70	10,000,000.00	Aaa	AAA	0.78	3.885	186	12/04/2026	0.489
06051X4C3	127966	Bank of America	5,000,000.00	5,000,000.00	4,994,588.00	5,000,000.00			0.39	4.009	193	12/11/2026	0.528
31424WWL2	127662	Farmer Mac Coupon	10,000,000.00	10,000,000.00	10,005,667.20	10,000,000.00	Aaa	AAA	0.78	3.895	196	12/14/2026	0.516
0001972551B	128002	Cornerstone Community Fin CU	815,684.25	815,684.25	815,684.25	815,684.25	P-1	A-1	0.06	4.130	199	12/17/2026	0.000
166595	127981	Oxford Bank	5,000,000.00	5,000,000.00	5,000,000.00	5,000,000.00			0.39	3.825	200	12/18/2026	0.547
3133ETA49	127845	Federal Farm Credit Bank	9,600,000.00	9,599,689.39	9,587,289.41	9,599,689.39	Aaa	AAA	0.75	3.863	211	12/29/2026	0.557
000197255144	127869	Cornerstone Community Fin CU	369,211.27	369,211.27	369,211.27	369,211.27	P-1	A-1	0.03	4.130	214	01/01/2027	0.000
13562-1	127887	Choice One Bank	5,000,000.00	5,000,000.00	5,000,000.00	5,000,000.00			0.39	3.600	224	01/11/2027	0.613
3133ERS93	127934	Federal Farm Credit Bank	3,455,000.00	3,470,270.47	3,465,254.51	3,470,270.47	Aaa	AAA	0.27	3.764	226	01/13/2027	0.595
91282CMH1	127812	US Treasury Note	10,000,000.00	10,030,886.56	10,019,921.90	10,030,886.56	Aaa	AAA	0.78	3.826	244	01/31/2027	0.643
880591EU2	127971	Tenn Valley Authority	6,000,000.00	5,973,436.02	5,962,570.68	5,973,436.02	Aaa	AA	0.47	3.836	245	02/01/2027	0.647
31424WU23	127636	Farmer Mac Coupon	5,000,000.00	5,000,000.00	5,008,500.75	5,000,000.00	Aaa	AAA	0.39	3.975	254	02/10/2027	0.668
3130B9MH0	127960	Federal Home Loan Bank	5,000,000.00	4,999,440.75	4,986,663.70	4,999,440.75	Aaa	AAA	0.39	4.038	263	02/19/2027	0.693
31428JBU0	127944	Farmer Mac Coupon	10,000,000.00	10,000,000.00	9,977,885.00	10,000,000.00	Aaa	AAA	0.78	3.857	267	02/23/2027	0.705
50-401	127755	Diversified Members Credit Uni	3,222,118.35	3,222,118.35	3,222,118.35	3,222,118.35			0.25	4.230	272	02/28/2027	0.000
2663877 S 8160	127922	Genisys Credit Union	5,000,005.00	5,000,005.00	5,000,005.00	5,000,005.00			0.39	4.100	274	03/02/2027	0.000
3130AJB2	127853	Federal Home Loan Bank	5,000,000.00	4,924,761.04	4,916,677.65	4,924,761.04	Aaa	AAA	0.38	3.815	284	03/12/2027	0.761
166603	127982	Oxford Bank	5,040,684.93	5,040,684.93	5,040,684.93	5,040,684.93			0.39	3.825	288	03/16/2027	0.789
1032934524	127998	Mi Bank	5,216,459.62	5,216,459.62	5,216,459.62	5,216,459.62			0.41	3.850	299	03/27/2027	0.000
672411M69	125911	Oakland County Refunding	34,000,000.00	34,000,000.00	34,167,443.20	34,000,000.00	Aaa	AAA	2.65	3.919	304	04/01/2027	0.806
914455UD0	127533	University of Michigan	1,790,000.00	1,758,185.39	1,753,256.13	1,758,185.39			0.14	3.901	304	04/01/2027	0.813
914455VA5	127733	University of Michigan	355,000.00	352,683.82	353,022.51	352,683.82			0.03	3.906	304	04/01/2027	0.809
914455UD0	127953	University of Michigan	485,000.00	476,494.70	475,044.26	475,044.26			0.04	3.901	304	04/01/2027	0.813
3130B0TY5	127819	Federal Home Loan Bank	4,925,000.00	4,972,123.59	4,964,915.30	4,972,123.59	Aaa	AAA	0.39	3.784	312	04/09/2027	0.828
501031298B	128013	Huron Valley State Bank	2,040,761.53	2,040,761.53	2,040,761.53	2,040,761.53			0.16	4.000	331	04/28/2027	0.906
100000001280B	128012	First Independence Bank	1,009,103.44	1,009,103.44	1,009,103.44	1,009,103.44	P-1	A-1	0.08	3.000	331	04/28/2027	0.906
071365L81	127562	City of Battle Creek	900,000.00	896,445.00	896,337.63	896,445.00			0.07	3.893	334	05/01/2027	0.891
170016D97	127667	Chippewa Vallley School Distri	1,000,000.00	984,284.29	985,240.70	984,284.29		AA	0.08	3.893	334	05/01/2027	0.894
703895LC4	127669	Paw Paw School Distr	500,000.00	488,085.71	488,221.00	488,085.71		A-1	0.04	3.943	334	05/01/2027	0.895
611101MK9	127761	City of Monroe	505,000.00	499,776.01	499,455.91	499,776.01			0.04	4.196	334	05/01/2027	0.890

Portfolio OAK
AP

Oakland County Treasurer
GASB 40 Credit & Interest Rate Risk
Sorted by Fund
Through 05/31/2026

Security ID	Investment #	Issuer	Par Value	Book Value	Market Value	Reported Value	Moody's	S&P	% of Portfolio	Current Yield	Days to Maturity	Maturity Date	Modified Duration
Investment Pool													
885205PS7	127767	Thornapple Kellogg School Dist	500,000.00	488,656.58	489,547.40	488,656.58			0.04	3.793	334	05/01/2027	0.896
597589CP3	127891	Midland Public School District	750,000.00	735,316.43	733,033.20	735,316.43	P-1	A-1	0.06	3.943	334	05/01/2027	0.895
242595VD5	127892	Dearborn Public Schools Distri	700,000.00	686,034.77	683,922.54	686,034.77			0.05	3.940	334	05/01/2027	0.895
351280QA3	127893	Fowlerville Public School Dist	400,000.00	394,545.34	392,958.56	394,545.34			0.03	4.044	334	05/01/2027	0.893
242559SJ2	127923	City of Dearborn	500,000.00	500,402.35	498,749.90	500,402.35			0.04	3.963	334	05/01/2027	0.889
977493GP4	127924	City of Wixom	865,000.00	865,083.02	861,605.22	865,083.02			0.07	4.043	334	05/01/2027	0.889
716876HF7	127952	Pewamo Westphalia School	360,000.00	355,893.71	354,608.64	355,893.71		A-1	0.03	3.931	334	05/01/2027	0.893
035438LJ7	128017	City of Ann Arbor	1,125,000.00	1,127,528.34	1,125,997.31	1,127,528.34			0.09	3.904	334	05/01/2027	0.890
6845920/1D	128014	CIBC	10,381,751.97	10,381,751.97	10,381,751.97	10,381,751.97			0.81	4.000	337	05/04/2027	0.000
6852293/1B	128019	CIBC	5,350,696.00	5,350,696.00	5,350,696.00	5,350,696.00			0.42	4.000	340	05/07/2027	0.000
1033216986	128024	Community Unity Bank	2,451,462.26	2,451,462.26	2,451,462.26	2,451,462.26			0.19	3.778	346	05/13/2027	0.000
31424WR38	127789	Farmer Mac Coupon	10,000,000.00	10,000,000.00	10,000,008.50	10,000,000.00	Aaa	AAA	0.78	3.801	354	05/21/2027	0.944
594654GU3	127638	State of Michigan	405,000.00	397,877.83	399,261.88	397,877.83			0.03	3.945	365	06/01/2027	0.974
732622BM6	127672	Pontiac WasteWater Distr	500,000.00	490,282.25	491,010.80	490,282.25	P-1	A-1	0.04	3.845	365	06/01/2027	0.976
3130B6R24	127742	Federal Home Loan Bank	3,000,000.00	2,997,962.91	2,998,953.00	2,997,962.91	Aaa	AAA	0.23	3.911	368	06/04/2027	0.960
3130AJLR8	127855	Federal Home Loan Bank	5,450,000.00	5,301,836.84	5,290,395.61	5,301,836.84	Aaa	AAA	0.41	3.808	375	06/11/2027	1.002
31424WF56	127747	Farmer Mac Coupon	5,000,000.00	4,999,466.67	4,996,838.10	4,999,466.67	Aaa	AAA	0.39	4.013	389	06/25/2027	1.017
3133ENZK9	127954	Federal Farm Credit Bank	2,000,000.00	1,995,121.85	1,985,242.40	1,995,121.85	Aaa	AAA	0.16	3.950	392	06/28/2027	1.031
3133ETA56	127883	Federal Farm Credit Bank	10,000,000.00	10,001,339.89	9,981,481.20	9,981,481.20	Aaa	AAA	0.78	3.804	394	06/30/2027	1.033
3130AKT71	127592	Federal Home Loan Bank	10,000,000.00	9,625,643.56	9,626,325.30	9,625,643.56	Aaa	AAA	0.75	4.043	421	07/27/2027	1.127
3133ETUY1	127799	Federal Farm Credit Bank	3,000,000.00	3,000,000.00	2,997,130.68	3,000,000.00	Aaa	AAA	0.23	4.054	451	08/26/2027	1.183
594698RY0	127535	State of Michigan	1,500,000.00	1,462,490.83	1,454,315.40	1,462,490.83			0.11	4.051	457	09/01/2027	1.213
3130B7QM9	127809	Federal Home Loan Bank	10,000,000.00	9,992,728.13	9,944,527.60	9,992,728.13	Aaa	AAA	0.78	3.955	465	09/09/2027	1.222
31424WWM0	127663	Farmer Mac Coupon	10,000,000.00	9,992,069.00	10,001,145.90	9,992,069.00	Aaa	AAA	0.78	3.944	469	09/13/2027	1.230
3130ANUM0	127704	Federal Home Loan Bank	1,000,000.00	972,987.46	970,266.44	972,987.46	Aaa	AAA	0.08	3.940	471	09/15/2027	1.252
3130B9XR6	127990	Federal Home Loan Bank	4,200,000.00	4,194,676.89	4,195,489.58	4,194,676.89	Aaa	AAA	0.33	3.988	479	09/23/2027	1.257
780464KD4	127558	City of Royal Oak	1,810,000.00	1,809,572.46	1,800,755.43	1,809,572.46			0.14	4.073	487	10/01/2027	1.280
200578XZ0	127905	Commerce Township	1,075,000.00	1,068,906.45	1,064,109.93	1,068,906.45			0.08	3.993	487	10/01/2027	1.283
46657VLG3	127594	JPMorgan Chase Bank - 41	3,636,000.00	3,613,338.50	3,619,784.17	3,613,338.50	Aaa	AAA	0.28	4.140	501	10/15/2027	1.316
31422XM90	127829	Farmer Mac Coupon	10,000,000.00	10,097,997.33	10,054,784.20	10,097,997.33	Aaa	AAA	0.79	3.913	507	10/21/2027	1.331
31424WQL9	127576	Farmer Mac Coupon	5,000,000.00	5,000,028.22	5,002,749.10	5,000,028.22	Aaa	AAA	0.39	3.962	515	10/29/2027	1.354
627679JF1	127926	County of Muskegon	560,000.00	559,543.04	555,188.87	559,543.04			0.04	4.140	518	11/01/2027	1.362
594654D51	128011	State of Michigan	240,000.00	241,085.23	240,000.00	241,085.23			0.02	4.166	548	12/01/2027	1.439
59447TXS7	127810	State of Michigan	5,500,000.00	5,432,506.75	5,398,314.35	5,398,314.35			0.42	4.014	548	12/01/2027	1.450

Portfolio OAK
AP

Oakland County Treasurer
GASB 40 Credit & Interest Rate Risk
Sorted by Fund
Through 05/31/2026

Security ID	Investment #	Issuer	Par Value	Book Value	Market Value	Reported Value	Moody's S&P	% of Portfolio	Current Yield	Days to Maturity	Maturity Date	Modified Duration
Investment Pool												
59447TXS7	127725	State of Michigan	5,180,000.00	5,091,593.92	5,084,230.61	5,091,593.92		0.40	4.014	548	12/01/2027	1.450
31424WRS3	127593	Farmer Mac Coupon	10,000,000.00	9,995,242.00	10,006,839.00	9,995,242.00	Aaa AAA	0.78	4.079	557	12/10/2027	1.436
31424WSD5	127605	Farmer Mac Coupon	10,000,000.00	9,996,797.85	10,007,511.40	9,996,797.85	Aaa AAA	0.78	4.075	564	12/17/2027	1.454
3133ERP70	127608	Federal Farm Credit Bank	10,000,000.00	9,993,711.11	10,048,426.90	9,993,711.11	Aaa AAA	0.78	3.931	574	12/27/2027	1.481
557531NG1	127600	City of Madison Heights	370,000.00	364,014.27	363,899.77	364,014.27		0.03	4.229	579	01/01/2028	1.504
31424WTB8	127616	Farmer Mac Coupon	10,000,000.00	9,993,744.00	10,047,583.00	9,993,744.00	Aaa AAA	0.78	3.972	585	01/07/2028	1.508
3136GCQT5	127951	Fannie Mae Coupon	5,000,000.00	5,000,000.00	4,962,124.95	5,000,000.00	Aaa AA	0.39	4.024	640	03/02/2028	1.666
3133EWHM5	127986	Federal Farm Credit Bank	10,000,000.00	9,960,815.59	9,932,452.90	9,960,815.59	Aaa AAA	0.78	4.021	655	03/17/2028	1.707
31424WXF4	127690	Farmer Mac Coupon	5,000,000.00	5,000,000.00	4,995,684.00	5,000,000.00	Aaa AAA	0.39	4.353	665	03/27/2028	1.722
59447TLN1	127488	Michigan Fin Auth	1,425,000.00	1,399,227.59	1,411,876.04	1,399,227.59		0.11	4.189	670	04/01/2028	1.743
914455TE0	127532	University of Michigan	435,000.00	432,554.58	429,290.54	432,554.58		0.03	4.068	670	04/01/2028	1.748
150609JW6	127665	Cedar Springs	500,000.00	477,571.95	476,512.85	477,571.95	A-1	0.04	4.135	700	05/01/2028	1.854
182252XG6	127455	Clarkston Community Schools	1,000,000.00	959,304.17	963,950.70	959,304.17	AA	0.08	4.134	700	05/01/2028	1.846
516447CW7	128006	Lansing MI Water Board	500,000.00	494,065.63	491,032.90	494,065.63		0.04	4.336	700	05/01/2028	1.827
109367WG3	127664	Brighton School District	585,000.00	558,655.59	556,896.02	558,655.59	P-1 A-1	0.04	4.185	700	05/01/2028	1.854
170016E21	128008	Chippewa Vallley School Distri	150,000.00	145,850.08	144,945.54	144,945.54	AA	0.01	4.135	700	05/01/2028	1.844
170016E21	127679	Chippewa Vallley School Distri	300,000.00	290,009.12	289,891.08	290,009.12	AA	0.02	4.135	700	05/01/2028	1.844
382406RR9	127668	Goodrich School District	750,000.00	715,593.12	713,948.55	715,593.12	P-1 A-1	0.06	4.135	700	05/01/2028	1.855
703895LD2	127670	Paw Paw School Distr	500,000.00	477,062.08	475,965.70	477,062.08	A-1	0.04	4.135	700	05/01/2028	1.855
018033HU7	127689	Allen Park Public Schools	500,000.00	481,234.46	481,233.95	481,234.46		0.04	4.056	700	05/01/2028	1.849
611101ML7	127762	City of Monroe	550,000.00	540,529.73	537,048.16	540,529.73		0.04	4.436	700	05/01/2028	1.829
689138KJ3	127788	Otsego Public Schools	500,000.00	483,469.78	480,525.50	483,469.78	A-1	0.04	4.135	700	05/01/2028	1.848
035519WA1	127929	Ann Arbor Public Schools	2,000,000.00	1,961,611.22	1,939,427.20	1,961,611.22		0.15	4.156	700	05/01/2028	1.841
31428JF5	128020	Farmer Mac Coupon	10,000,000.00	9,999,183.83	9,995,119.60	9,999,183.83	Aaa AAA	0.78	4.027	718	05/19/2028	1.870
3130B9LB4	127957	Federal Home Loan Bank	4,000,000.00	4,000,000.00	3,976,683.48	4,000,000.00	Aaa AAA	0.31	3.868	724	05/25/2028	1.894
732622BN4	127566	Pontiac WasteWater Distr	2,140,000.00	2,061,961.77	2,055,215.55	2,061,961.77	P-1 A-1	0.16	4.080	731	06/01/2028	1.930
39081HCL4	127601	Great Lakes Water Auth	1,000,000.00	959,843.63	958,843.90	959,843.63	P-1 A-1	0.08	4.200	761	07/01/2028	1.987
3130B73G7	127779	Federal Home Loan Bank	1,520,000.00	1,520,330.35	1,517,812.93	1,520,330.35	Aaa AAA	0.12	4.323	784	07/24/2028	2.002
3130B7BL77	127785	Federal Home Loan Bank	1,140,000.00	1,141,131.07	1,138,446.77	1,141,131.07	Aaa AAA	0.09	4.318	805	08/14/2028	2.056
31424WP71	127781	Farmer Mac Coupon	5,000,000.00	4,997,026.25	4,964,281.90	4,997,026.25	Aaa AAA	0.39	4.034	805	08/14/2028	2.071
3133ETUC9	127786	Federal Farm Credit Bank	5,000,000.00	5,000,000.00	4,986,535.15	5,000,000.00	Aaa AAA	0.39	4.200	812	08/21/2028	2.080
594698RZ7	127569	State of Michigan	1,000,000.00	950,636.83	945,538.60	950,636.83		0.07	4.240	823	09/01/2028	2.161
31424WS45	127798	Farmer Mac Coupon	5,000,000.00	5,002,121.68	4,937,789.30	5,002,121.68	Aaa AAA	0.39	4.255	827	09/05/2028	2.126
3130B9L99	127956	Federal Home Loan Bank	5,000,000.00	5,000,000.00	4,965,905.20	5,000,000.00	Aaa AAA	0.39	3.906	837	09/15/2028	2.159

Oakland County Treasurer
GASB 40 Credit & Interest Rate Risk
Sorted by Fund
Through 05/31/2026

Security ID	Investment #	Issuer	Par Value	Book Value	Market Value	Reported Value	Moody's	S&P	% of Portfolio	Current Yield	Days to Maturity	Maturity Date	Modified Duration
Investment Pool													
3136GAUL1	127833	Fannie Mae Coupon	5,000,000.00	5,000,000.00	4,975,752.00	5,000,000.00	Aaa	AA	0.39	3.975	840	09/18/2028	2.163
31424WV90	127830	Farmer Mac Coupon	10,000,000.00	9,992,277.78	9,904,017.10	9,992,277.78	Aaa	AAA	0.78	3.990	847	09/25/2028	2.186
200578YA4	127906	Commerce Township	2,200,000.00	2,179,897.27	2,158,378.64	2,179,897.27			0.17	4.164	853	10/01/2028	2.206
554885J87	127596	County of Macomb	1,500,000.00	1,490,681.22	1,487,260.20	1,490,681.22			0.12	4.301	884	11/01/2028	2.272
960521PG1	127915	City of Westland	250,000.00	236,305.39	233,045.88	236,305.39			0.02	4.285	884	11/01/2028	2.333
691610GB9	128018	Oxford School District	125,000.00	119,302.18	118,800.01	119,302.18		A-1	0.01	4.180	884	11/01/2028	2.318
3134HB5T4	127890	Farmer Mac Coupon	2,395,000.00	2,396,346.34	2,387,581.92	2,396,346.34	Aaa	AAA	0.19	4.165	897	11/14/2028	2.307
958644AB2	128015	Western MI University	915,000.00	929,148.38	924,702.48	929,148.38			0.07	4.291	898	11/15/2028	2.293
31424W3H3	127867	Farmer Mac Coupon	2,000,000.00	1,997,494.81	1,976,692.50	1,997,494.81	Aaa	AAA	0.16	4.061	904	11/21/2028	2.338
59447TXT5	127807	State of Michigan	6,795,000.00	6,672,690.00	6,582,579.47	6,582,579.47			0.51	4.162	914	12/01/2028	2.379
59447TXT5	127732	State of Michigan	5,000,000.00	4,853,458.82	4,843,693.50	4,853,458.82			0.38	4.162	914	12/01/2028	2.379
59447TXT5	127741	State of Michigan	2,000,000.00	1,944,371.50	1,937,477.40	1,937,477.40			0.15	4.162	914	12/01/2028	2.379
4832063Z9	127775	City of Kalamazoo	560,000.00	559,578.24	555,582.66	559,578.24			0.04	4.393	914	12/01/2028	2.350
31424WV74	127818	Farmer Mac Coupon	10,000,000.00	10,000,000.00	9,935,935.90	10,000,000.00	Aaa	AAA	0.78	3.996	1,022	03/19/2029	2.612
3130B0GB9	127831	Federal Home Loan Bank	3,000,000.00	3,031,642.68	2,994,939.90	3,031,642.68	Aaa	AAA	0.24	4.065	1,031	03/28/2029	2.628
3133EWJN1	127992	Federal Farm Credit Bank	5,000,000.00	5,000,000.00	5,008,043.95	5,000,000.00	Aaa	AAA	0.39	4.491	1,033	03/30/2029	2.609
31428JET0	127996	Farmer Mac Coupon	5,000,000.00	5,000,000.00	4,959,390.65	5,000,000.00	Aaa	AAA	0.39	4.259	1,036	04/02/2029	2.637
182252XH4	127928	Clarkston Community Schools	2,940,000.00	2,831,051.75	2,785,657.35	2,831,051.75		AA	0.22	4.220	1,065	05/01/2029	2.772
182252XH4	127942	Clarkston Community Schools	115,000.00	110,937.46	108,962.79	108,962.79		AA	0.01	4.220	1,065	05/01/2029	2.772
182252WV4	127927	Clarkston Community Schools	5,830,000.00	5,634,923.28	5,544,847.12	5,634,923.28		AA	0.44	4.220	1,065	05/01/2029	2.767
38624JMX9	127563	City of Grand Rapids	605,000.00	565,283.33	561,326.80	565,283.33			0.04	4.180	1,065	05/01/2029	2.799
516228RX3	127692	L'Anse Creuse School District	3,000,000.00	2,810,230.14	2,813,136.60	2,810,230.14	P-1	A-1	0.22	4.130	1,065	05/01/2029	2.788
932423VN3	127691	Walled Lake Sch Distr	610,000.00	567,243.47	564,490.65	567,243.47	P-1	A-1	0.04	4.270	1,065	05/01/2029	2.797
775104DP4	127740	Rogers City	270,000.00	255,750.18	254,892.31	255,750.18	P-1	A-1	0.02	4.572	1,065	05/01/2029	2.759
160879LG5	127772	Charlotte Public Shools	375,000.00	360,124.67	355,950.68	360,124.67		A-1	0.03	4.271	1,065	05/01/2029	2.767
160879LG5	127964	Charlotte Public Shools	290,000.00	281,100.47	275,268.52	275,268.52		A-1	0.02	4.271	1,065	05/01/2029	2.767
611101MM5	127871	County of Monroe	400,000.00	395,058.42	386,575.16	395,058.42			0.03	4.522	1,065	05/01/2029	2.733
105295NE5	127930	Brandon School District	1,720,000.00	1,661,623.61	1,633,559.51	1,661,623.61	P-1	A-1	0.13	4.270	1,065	05/01/2029	2.766
778017QQ9	127978	Roseville School District	1,800,000.00	1,696,627.55	1,675,482.84	1,696,627.55			0.13	4.150	1,065	05/01/2029	2.796
91282CQR5	128021	US Treasury Note	10,000,000.00	9,965,389.06	9,952,343.80	9,965,389.06	Aaa	AAA	0.78	4.048	1,079	05/15/2029	2.758
594612BF9	127528	State of Michigan	1,365,000.00	1,355,429.78	1,337,459.62	1,355,429.78			0.11	4.133	1,079	05/15/2029	2.774
732622BP9	127567	Pontiac WasteWater Distr	2,505,000.00	2,369,034.23	2,355,532.41	2,369,034.23	P-1	A-1	0.18	4.133	1,096	06/01/2029	2.864
39081HCM2	127568	Great Lakes Water Auth	250,000.00	236,594.84	235,019.73	236,594.84	P-1	A-1	0.02	4.260	1,126	07/01/2029	2.906
3130AN2K5	127850	Federal Home Loan Bank	1,575,000.00	1,498,212.27	1,481,048.92	1,498,212.27	Aaa	AAA	0.12	4.070	1,131	07/06/2029	2.930

Portfolio OAK
AP

Oakland County Treasurer
GASB 40 Credit & Interest Rate Risk
Sorted by Fund
Through 05/31/2026

Security ID	Investment #	Issuer	Par Value	Book Value	Market Value	Reported Value	Moody's	S&P	% of Portfolio	Current Yield	Days to Maturity	Maturity Date	Modified Duration
Investment Pool													
3130B9EM8	127945	Federal Home Loan Bank	5,000,000.00	5,000,000.00	4,970,653.70	5,000,000.00	Aaa	AAA	0.39	4.198	1,176	08/20/2029	2.957
3133ETVC8	127793	Federal Farm Credit Bank	6,000,000.00	6,000,000.00	5,960,352.96	6,000,000.00	Aaa	AAA	0.47	4.222	1,183	08/27/2029	2.975
594698SA1	127977	City of Flint Water	750,000.00	703,938.28	695,476.28	703,938.28			0.06	4.299	1,188	09/01/2029	3.082
3133ETZB6	127824	Federal Farm Credit Bank	5,000,000.00	5,000,000.00	4,983,499.95	5,000,000.00	Aaa	AAA	0.39	4.119	1,211	09/24/2029	3.050
3134HCB32	127984	Freddie Mac Coupon	5,000,000.00	5,000,000.00	4,984,864.40	5,000,000.00	Aaa	AA	0.39	4.100	1,211	09/24/2029	3.051
780464KY8	127687	City of Royal Oak	495,000.00	491,319.90	489,660.53	491,319.90			0.04	4.305	1,218	10/01/2029	3.068
780464KY8	127909	City of Royal Oak	500,000.00	501,653.61	494,606.60	494,606.60			0.04	4.305	1,218	10/01/2029	3.068
200578YB2	127899	Commerce Township	1,645,000.00	1,626,003.22	1,603,883.72	1,626,003.22			0.13	4.216	1,218	10/01/2029	3.094
594698TB8	127694	State of Michigan	2,405,000.00	2,293,323.52	2,290,236.53	2,293,323.52			0.18	4.306	1,232	10/15/2029	3.159
554885N33	127932	County of Macomb	1,600,000.00	1,496,760.66	1,472,003.68	1,496,760.66			0.12	4.208	1,249	11/01/2029	3.257
691610ET2	127983	Oxford School District	500,000.00	477,364.98	470,904.25	477,364.98		A-1	0.04	4.238	1,249	11/01/2029	3.222
31424WRN4	127792	Farmer Mac Coupon	5,000,000.00	5,022,895.83	5,005,110.80	5,022,895.83	Aaa	AAA	0.39	4.608	1,275	11/27/2029	3.186
59447TXU2	127603	Michigan Fin Auth	1,000,000.00	955,790.83	956,908.30	955,790.83			0.07	4.220	1,279	12/01/2029	3.281
59447TXU2	127628	Michigan Fin Auth	1,125,000.00	1,066,445.78	1,076,521.84	1,076,521.84			0.08	4.220	1,279	12/01/2029	3.281
59447TXU2	128026	Michigan Fin Auth	1,750,000.00	1,673,322.57	1,674,589.53	1,674,589.53			0.13	4.220	1,279	12/01/2029	3.281
3133ET3U9	127877	Federal Farm Credit Bank	5,000,000.00	5,000,000.00	4,957,902.60	5,000,000.00	Aaa	AAA	0.39	4.371	1,288	12/10/2029	3.182
3130B9R85	127963	Federal Home Loan Bank	5,000,000.00	5,000,000.00	4,989,388.45	5,000,000.00	Aaa	AAA	0.39	4.065	1,289	12/11/2029	3.229
31290LX5	127947	Freddie Mac	5,000,000.00	4,407,509.67	4,316,108.65	4,407,509.67	Aaa	AAA	0.34	4.194	1,295	12/17/2029	3.474
31358DDG6	127854	Farmer Mac Discount Note	6,098,000.00	5,332,601.10	5,250,787.79	5,332,601.10			0.42	4.171	1,324	01/15/2030	3.553
31424WVT6	127790	Farmer Mac Coupon	2,520,000.00	2,535,633.76	2,521,643.77	2,535,633.76	Aaa	AAA	0.20	4.702	1,366	02/26/2030	3.348
3136GCRH0	127961	Fannie Mae Coupon	5,000,000.00	5,000,000.00	4,976,148.85	5,000,000.00	Aaa	AA	0.39	4.039	1,379	03/11/2030	3.449
3133ER7E5	127719	Federal Farm Credit Bank	3,146,000.00	3,146,000.00	3,118,076.86	3,146,000.00	Aaa	AAA	0.25	4.589	1,386	03/18/2030	3.432
31424WV66	127817	Farmer Mac Coupon	10,000,000.00	10,000,000.00	9,925,609.10	10,000,000.00	Aaa	AAA	0.78	4.064	1,387	03/19/2030	3.473
3133EWJ0	127994	Federal Farm Credit Bank	5,000,000.00	5,000,000.00	4,978,138.50	5,000,000.00	Aaa	AAA	0.39	4.447	1,393	03/25/2030	3.455
3130B5K80	127682	Federal Home Loan Bank	4,800,000.00	4,800,000.00	4,767,841.15	4,800,000.00	Aaa	AAA	0.37	4.394	1,395	03/27/2030	3.468
31424WW40	127835	Farmer Mac Coupon	10,000,000.00	10,000,000.00	9,895,586.50	10,000,000.00	Aaa	AAA	0.78	4.174	1,400	04/01/2030	3.502
914455VD9	127727	Univesity of Michigan	750,000.00	731,218.19	728,579.48	731,218.19			0.06	4.201	1,400	04/01/2030	3.529
914455UE8	127885	Univesity of Michigan	100,000.00	92,688.90	91,135.09	91,135.09			0.01	4.200	1,400	04/01/2030	3.636
914455UE8	127878	Univesity of Michigan	100,000.00	92,418.90	91,135.09	91,135.09			0.01	4.200	1,400	04/01/2030	3.636
914455UE8	127806	Univesity of Michigan	780,000.00	724,829.58	710,853.70	724,829.58			0.06	4.200	1,400	04/01/2030	3.636
31424WYQ9	127707	Farmer Mac Coupon	5,000,000.00	5,000,000.00	4,966,111.65	5,000,000.00	Aaa	AAA	0.39	4.211	1,424	04/25/2030	3.558
880591DM1	127705	Tenn Valley Authority	10,000,000.00	11,090,820.90	11,051,004.60	11,090,820.90	Aaa	AA	0.86	4.189	1,430	05/01/2030	3.421
880591DM1	127834	Tenn Valley Authority	6,106,000.00	6,851,426.66	6,747,743.41	6,747,743.41	Aaa	AA	0.53	4.189	1,430	05/01/2030	3.421
071365M31	127716	City of Battle Creek	475,000.00	466,874.25	466,501.06	466,874.25			0.04	4.235	1,430	05/01/2030	3.590

Portfolio OAK
AP

Oakland County Treasurer
GASB 40 Credit & Interest Rate Risk
Sorted by Fund
Through 05/31/2026

Security ID	Investment #	Issuer	Par Value	Book Value	Market Value	Reported Value	Moody's S&P	% of Portfolio	Current Yield	Days to Maturity	Maturity Date	Modified Duration
Investment Pool												
38624JMY7	127749	City of Grand Rapids	1,200,000.00	1,100,478.58	1,088,084.04	1,100,478.58		0.09	4.234	1,430	05/01/2030	3.719
516228RY1	127637	L'Anse Creuse School District	3,000,000.00	2,739,486.78	2,759,197.80	2,739,486.78	P-1 A-1	0.21	4.185	1,430	05/01/2030	3.700
977493GS8	127941	City of Wixom	760,000.00	764,235.57	746,876.24	764,235.57		0.06	4.385	1,430	05/01/2030	3.578
105295NF2	127931	Brandon School District	2,430,000.00	2,317,756.03	2,268,320.68	2,317,756.03	P-1 A-1	0.18	4.335	1,430	05/01/2030	3.663
3130B7VZ4	127842	Federal Home Loan Bank	5,000,000.00	5,000,427.86	4,927,799.75	5,000,427.86	Aaa AAA	0.39	4.042	1,474	06/14/2030	3.649
3133ETYZ4	127825	Federal Farm Credit Bank	5,000,000.00	5,000,000.00	4,976,708.15	5,000,000.00	Aaa AAA	0.39	4.226	1,485	06/25/2030	3.643
46657V5X4	127752	JPMorgan Chase Bank - 41	2,000,000.00	1,992,653.87	1,984,813.00	1,992,653.87	Aaa AAA	0.16	4.369	1,488	06/28/2030	4.076
31424WW65	127843	Farmer Mac Coupon	10,000,000.00	10,000,000.00	9,893,096.20	10,000,000.00	Aaa AAA	0.78	4.138	1,491	07/01/2030	3.679
880591FE7	127880	Tenn Valley Authority	5,000,000.00	5,030,332.53	4,936,516.50	4,936,516.50	Aaa AA	0.38	4.211	1,522	08/01/2030	3.757
880591FE7	127776	Tenn Valley Authority	5,000,000.00	5,000,000.00	4,936,516.50	5,000,000.00	Aaa AA	0.39	4.211	1,522	08/01/2030	3.757
912833XY1	127836	US Treasury Note	5,000,000.00	4,288,944.60	4,202,537.75	4,288,944.60	Aaa AAA	0.33	4.175	1,536	08/15/2030	4.122
59447TCY7	127874	State of Michigan	600,000.00	599,185.56	588,361.62	599,185.56		0.05	4.403	1,553	09/01/2030	3.832
3136GASV2	127826	Fannie Mae Coupon	2,665,000.00	2,663,283.45	2,626,978.52	2,663,283.45	Aaa AA	0.21	4.193	1,568	09/16/2030	3.884
3136GASY6	127813	Fannie Mae Coupon	5,000,000.00	5,000,000.00	4,921,850.45	5,000,000.00	Aaa AA	0.39	4.152	1,568	09/16/2030	3.890
3130B7SM7	127814	Federal Home Loan Bank	5,000,000.00	5,000,000.00	4,928,623.30	5,000,000.00	Aaa AAA	0.39	4.116	1,575	09/23/2030	3.910
31424WV58	127823	Farmer Mac Coupon	10,000,000.00	10,000,000.00	9,906,305.20	10,000,000.00	Aaa AAA	0.78	4.010	1,575	09/23/2030	3.912
3136GAV48	127846	Fannie Mae Coupon	5,000,000.00	5,000,000.00	4,968,545.85	5,000,000.00	Aaa AA	0.39	4.061	1,577	09/25/2030	3.906
31424WV32	127832	Farmer Mac Coupon	10,000,000.00	10,000,000.00	9,879,014.80	10,000,000.00	Aaa AAA	0.78	4.129	1,583	10/01/2030	3.926
780464KG7	127782	City of Royal Oak	665,000.00	664,674.41	656,799.49	664,674.41		0.05	4.369	1,583	10/01/2030	3.904
3136GAV55	127851	Fannie Mae Coupon	10,000,000.00	10,000,000.00	9,898,927.70	10,000,000.00	Aaa AA	0.78	4.108	1,584	10/02/2030	3.927
554885N41	128009	County of Macomb	280,000.00	256,101.23	252,590.66	256,101.23		0.02	4.275	1,614	11/01/2030	4.158
6276787P4	128003	County of Muskegon	1,000,000.00	1,001,903.73	991,028.20	1,001,903.73		0.08	4.286	1,614	11/01/2030	3.987
946303D68	127948	Wayne State University	3,085,000.00	2,911,793.59	2,835,432.45	2,911,793.59		0.23	4.378	1,628	11/15/2030	4.149
31428JBM8	127946	Farmer Mac Coupon	15,000,000.00	15,000,000.00	14,808,315.00	15,000,000.00	Aaa AAA	1.17	4.192	1,631	11/18/2030	4.048
59447TXV0	127975	State of Michigan	1,000,000.00	956,857.24	945,790.70	956,857.24		0.08	4.291	1,644	12/01/2030	4.148
435164UA4	127902	City of Holland	235,000.00	232,131.68	228,522.60	232,131.68		0.02	4.381	1,644	12/01/2030	4.091
467107CJ5	128025	County of Jackson	100,000.00	97,886.22	97,760.04	97,886.22		0.01	4.281	1,644	12/01/2030	4.091
3136GCHT5	127894	Fannie Mae Coupon	5,000,000.00	5,000,000.00	4,934,447.30	5,000,000.00	Aaa AA	0.39	4.475	1,646	12/03/2030	4.001
3134HCQX0	127895	Freddie Mac Coupon	5,000,000.00	5,000,000.00	4,959,198.60	5,000,000.00	Aaa AA	0.39	4.195	1,703	01/29/2031	4.152
3136GCRJ6	127962	Fannie Mae Coupon	5,000,000.00	5,000,000.00	4,973,671.35	5,000,000.00	Aaa AA	0.39	4.154	1,744	03/11/2031	4.265
3136GCX26	127993	Fannie Mae Coupon	5,000,000.00	5,000,000.00	4,983,381.85	5,000,000.00	Aaa AA	0.39	4.679	1,757	03/24/2031	4.237
3136GCVV4	127985	Fannie Mae Coupon	5,000,000.00	4,973,956.86	4,976,334.40	4,973,956.86	Aaa AA	0.39	4.110	1,757	03/24/2031	4.305
3130B9YD6	127995	Federal Home Loan Bank	2,300,000.00	2,295,000.96	2,294,375.17	2,295,000.96	Aaa AAA	0.18	4.558	1,757	03/24/2031	4.322
3134HCD48	127991	Farmer Mac Coupon	5,000,000.00	4,964,958.33	4,960,429.05	4,964,958.33	Aaa AAA	0.39	4.183	1,764	03/31/2031	4.321

Portfolio OAK
AP

Oakland County Treasurer
GASB 40 Credit & Interest Rate Risk
Sorted by Fund
Through 05/31/2026

Security ID	Investment #	Issuer	Par Value	Book Value	Market Value	Reported Value	Moody's S&P	% of Portfolio	Current Yield	Days to Maturity	Maturity Date	Modified Duration
Investment Pool												
914455LD0	127997	Univesity of Michigan	1,134,653.46	1,144,306.31	1,144,501.23	1,144,306.31		0.09	4.881	1,765	04/01/2031	4.210
3130BAAD9	128000	Federal Home Loan Bank	6,000,000.00	5,994,110.00	5,919,471.36	5,994,110.00	Aaa AAA	0.47	4.408	1,792	04/28/2031	4.379
071365M49	127903	City of Battle Creek	1,825,000.00	1,809,291.25	1,786,237.55	1,809,291.25		0.14	4.319	1,795	05/01/2031	4.413
38624JMZ4	127989	City of Grand Rapids	150,000.00	134,864.48	133,397.10	134,864.48		0.01	4.318	1,795	05/01/2031	4.607
170016G37	127936	Chippewa Vallley School Distri	3,825,000.00	3,534,434.42	3,437,514.50	3,534,434.42	AA	0.28	4.377	1,795	05/01/2031	4.577
885205PW8	127939	Thornapple Kellogg School Dist	1,200,000.00	1,103,322.94	1,077,864.36	1,103,322.94		0.09	4.278	1,795	05/01/2031	4.590
597589CT5	127937	Midland Public School District	1,640,000.00	1,503,670.42	1,462,157.91	1,503,670.42	P-1 A-1	0.12	4.378	1,795	05/01/2031	4.593
105295NR6	127935	Brandon School District	2,490,000.00	2,291,413.35	2,223,480.36	2,291,413.35	P-1 A-1	0.18	4.427	1,795	05/01/2031	4.584
849765GJ5	127940	Spring Lake Public Schools	1,090,000.00	1,013,855.32	986,122.89	986,122.89		0.08	4.378	1,795	05/01/2031	4.563
197810ER1	127968	Columbia Sch Distr	1,255,000.00	1,172,429.45	1,139,077.16	1,172,429.45	AA	0.09	4.358	1,795	05/01/2031	4.559
778017QS5	128022	Roseville School District	825,000.00	738,488.15	735,859.49	738,488.15		0.06	4.288	1,795	05/01/2031	4.603
093834CR8	128005	Bloomfield Township	1,000,000.00	922,712.27	911,117.00	922,712.27	Aa AAA	0.07	4.299	1,795	05/01/2031	4.558
594615HU3	127979	State of Michigan	4,170,000.00	3,749,410.48	3,665,974.19	3,749,410.48		0.29	4.360	1,962	10/15/2031	5.002
627679JK0	127650	Muskegon Cnty MI Bldg	1,615,000.00	1,536,660.45	1,558,473.87	1,536,660.45	P-1 A-1	0.12	4.545	1,979	11/01/2031	4.810
946303D76	127949	Wayne State University	3,165,000.00	2,953,051.92	2,860,338.68	2,953,051.92		0.23	4.468	1,993	11/15/2031	5.000
3133EWFJ4	127965	Federal Farm Credit Bank	10,000,000.00	10,000,000.00	9,874,784.50	10,000,000.00	Aaa AAA	0.78	4.440	2,101	03/02/2032	5.003
093834CS6	127904	Charter Twp of Bloomfield	1,000,000.00	906,781.84	893,253.60	906,781.84		0.07	4.393	2,161	05/01/2032	5.405
035438LP3	128010	Univesity of Michigan	1,920,000.00	1,920,000.00	1,906,411.39	1,920,000.00		0.15	4.262	2,161	05/01/2032	5.185
691610GQ6	128001	Oxford School District	1,435,000.00	1,263,536.37	1,243,422.19	1,263,536.37	A-1	0.10	4.441	2,161	05/01/2032	5.473
780464KJ1	127838	City of Royal Oak	1,955,000.00	1,962,158.64	1,918,198.69	1,962,158.64		0.15	4.549	2,314	10/01/2032	5.455
200578YE6	127900	Commerce Township	1,795,000.00	1,759,682.63	1,721,392.79	1,759,682.63		0.14	4.454	2,314	10/01/2032	5.528
467107CL0	127907	County of Jackson	1,455,000.00	1,422,732.60	1,403,514.39	1,422,732.60		0.11	4.462	2,375	12/01/2032	5.673
071365M64	127911	City of Battle Creek	2,000,000.00	1,962,107.87	1,933,419.40	1,962,107.87		0.15	4.500	2,526	05/01/2033	5.951
200578YF3	127910	Commerce Township	1,885,000.00	1,833,294.34	1,797,240.62	1,833,294.34		0.14	4.558	2,679	10/01/2033	6.258
691610FC8	127980	Oxford School District	975,000.00	900,988.70	880,926.25	900,988.70	A-1	0.07	4.132	2,891	05/01/2034	6.974
200578YG1	127896	Commerce Township	1,120,000.00	1,078,153.02	1,059,539.49	1,078,153.02		0.08	4.642	3,044	10/01/2034	6.958
960521PN6	127967	City of Westland	540,000.00	458,578.57	439,262.73	458,578.57		0.04	4.783	3,075	11/01/2034	7.484
Subtotal			1,271,001,556.11	1,264,044,947.46	1,259,808,741.51	1,263,669,495.21		98.67	4.005	637		1.588
Report Total			1,291,407,111.67	1,284,450,503.02	1,280,214,297.07	1,284,075,050.77		100.26	3.985	629		1.5685

† = Duration can not be calculated on these investments due to incomplete Market price data.

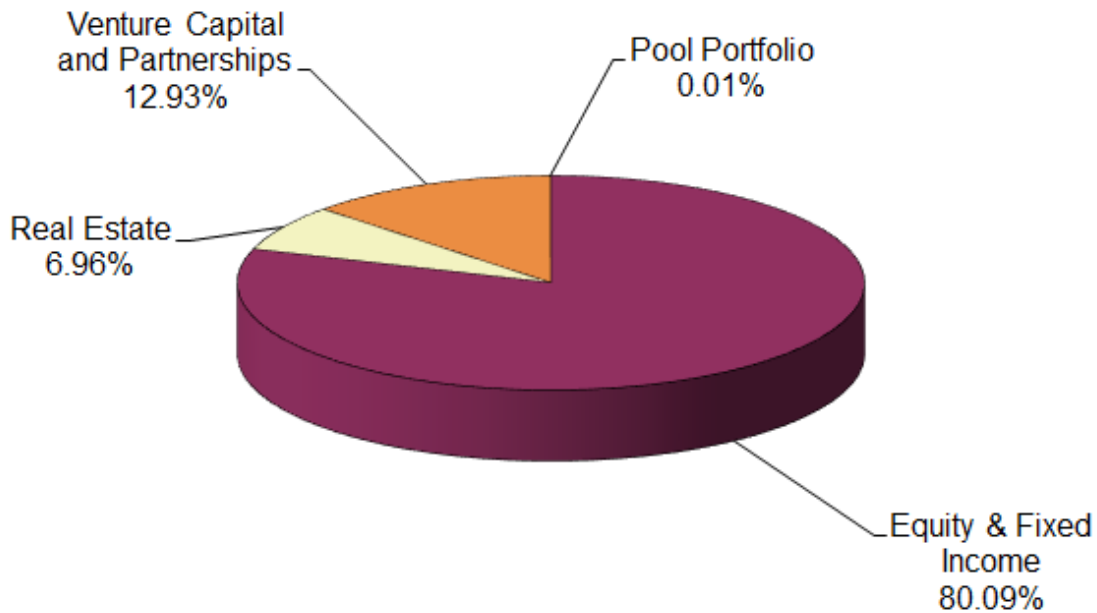
Oakland County
Retirement System



Oakland County Treasurer's Office
Summary of All Investment Balances by Type
Report as of May 31, 2026

Type	Current Original Cost
Retirement Equity & Fixed	\$1,995,298,742.53
Retirement Real Estate	173,416,394.57
Venture Capital and Partnerships	322,220,723.36
Pool Portfolio	338,978.82
GRAND TOTALS	<u>\$2,491,274,839.28</u>

County Of Oakland Employees'
Retirement System
Robert Wittenberg, County Treasurer



Retirement Investments by Type



Oakland County Treasurer's Office

Summary of Investments by Fund, Type, and Issuer

Report as of May 31, 2026

Fund	Type	Issuer	Current Original Cost Issuer Subtotals	Current Original Cost Type & Fund Totals
73100	Employees' Retirement System			
	Retirement Equity & Fixed			
		CS McKee - Fixed	131,460,446.90	
		Fidelity Int Equity	12,143,369.22	
		HGK INTL EQ	32,903,560.00	
		Lazard Asset Management	32,825,439.64	
		Lee Munder	23,254,406.63	
		Loomis Sayles - Fixed	48,459,334.49	
		Loomis Sayles Small Cap	24,944,064.85	
		Marathon Distressed Credit	5,958,185.00	
		Northern Trust	5,867,171.67	
		PIMCO MF	2,415,992.49	
		Reinhart Partners	19,891,128.01	
		SSGA Index Fund	64,257,835.03	
		T. Rowe Price	78,127,165.17	
		Times Square Capital Managemen	21,257,028.23	
		Wells Capital Management	22,304,616.12	
		Totals for Retirement Equity & Fixed		526,069,743.45
	Retirement Real Estate			
		AEW PARTNERS RE VII	525,666.00	
		Alidade Capital Fund IV, LP	4,144,405.00	
		DUNE REAL ESTATE	3,626,313.00	
		Morgan Stanley Prime Fund	39,450,418.45	
		Prudential -Prissa II	13,546,018.61	
		ValStone	1,370,988.00	
		Walton Street Real Estate Fund	1,527,353.00	
		Totals for Retirement Real Estate		64,191,162.06
	Venture Capital and Partnerships			
		ABS EM LP	22,431,592.01	
		Alidade Capital Fund IV, LP	5,715,858.00	
		BlackRock IX LP	8,881,138.00	
		Bloomfield Capital V	7,623,470.00	
		Blue Ocean Onshore Fund II	4,827,169.03	
		Capital Dynamics	4,302,386.01	
		Churchill Middle Market	1.00	
		HIG Fund IV	6,737,204.00	
		Hamilton Lane Secondary Fund V	6,581,637.00	
		Kennedy Capital	19,127,259.39	
		MT DS C F II (MDFCII)	7,581,170.01	
		PASF IV	9,263,594.00	
		Totals for Venture Capital and Partnerships		103,072,478.45
		Totals for Employees' Retirement System		693,333,383.96
73200	VEBA Trust			
	Retirement Equity & Fixed			
		Boyd Wttrsn Intm FI	49,322,314.88	
		CS McKee - Fixed	285,377,591.85	
		HGK INTL EQ	80,314,443.00	
		Lazard Asset Management	83,303,109.42	
		Lee Munder	62,681,288.56	
		Loomis Sayles - Fixed	149,667,629.08	
		Loomis Sayles Small Cap	61,826,578.72	
		Marathon Distressed Credit	11,065,200.00	
		NIS Intm FI	48,992,066.44	
		Northern Trust	17,807,340.83	
		PIMCO MF	50,932,576.36	
		Reinhart Partners	61,272,768.20	
		SSGA Index Fund	189,839,314.81	
		T. Rowe Price	191,239,516.79	
		Times Square Capital Managemen	55,747,471.98	



Oakland County Treasurer's Office

Summary of Investments by Fund, Type, and Issuer

Report as of May 31, 2026

Fund	Type	Issuer	Current Original Cost Issuer Subtotals	Current Original Cost Type & Fund Totals
		Van Mid Core VO	0.00	
		Wells Capital Management	47,555,468.21	
		Totals for Retirement Equity & Fixed		1,446,944,679.13
	Retirement Real Estate			
		AEW PARTNERS RE VII	1,051,320.00	
		Alidade Capital Fund IV, LP	2,486,643.00	
		DUNE REAL ESTATE	7,252,641.00	
		Macquarie European Infrastruct	32,613.72	
		Morgan Stanley Prime Fund	56,970,341.91	
		Prudential -Prissa II	36,320,482.88	
		ValStone	2,056,484.00	
		Walton Street Real Estate Fund	3,054,706.00	
		Totals for Retirement Real Estate		109,225,232.51
	Venture Capital and Partnerships			
		ABS EM LP	44,695,342.00	
		Alidade Capital Fund IV, LP	17,147,576.06	
		BlackRock IX LP	14,801,897.00	
		Bloomfield Capital V	14,294,006.00	
		Blue Ocean Onshore Fund II	9,654,336.04	
		Capital Dynamics	12,907,146.01	
		Churchill Middle Market	1.00	
		HIG Fund IV	12,511,949.00	
		Hamilton Lane Secondary Fund V	11,517,870.00	
		Kennedy Capital	49,597,363.34	
		MT DS C F II (MDFCII)	15,162,339.00	
		PASF IV	16,858,419.46	
		Totals for Venture Capital and Partnerships		219,148,244.91
		Totals for VEBA Trust		1,775,318,156.55
73310	Superseding Trust			
	Retirement Equity & Fixed			
		CS McKee - Fixed	10,901,352.65	
		SSGA Index Fund	11,382,967.30	
		Totals for Retirement Equity & Fixed		22,284,319.95
		Totals for Superseding Trust		22,284,319.95
GRAND TOTALS:				<u>2,490,935,860.46</u>

Road Commission
For
Oakland County



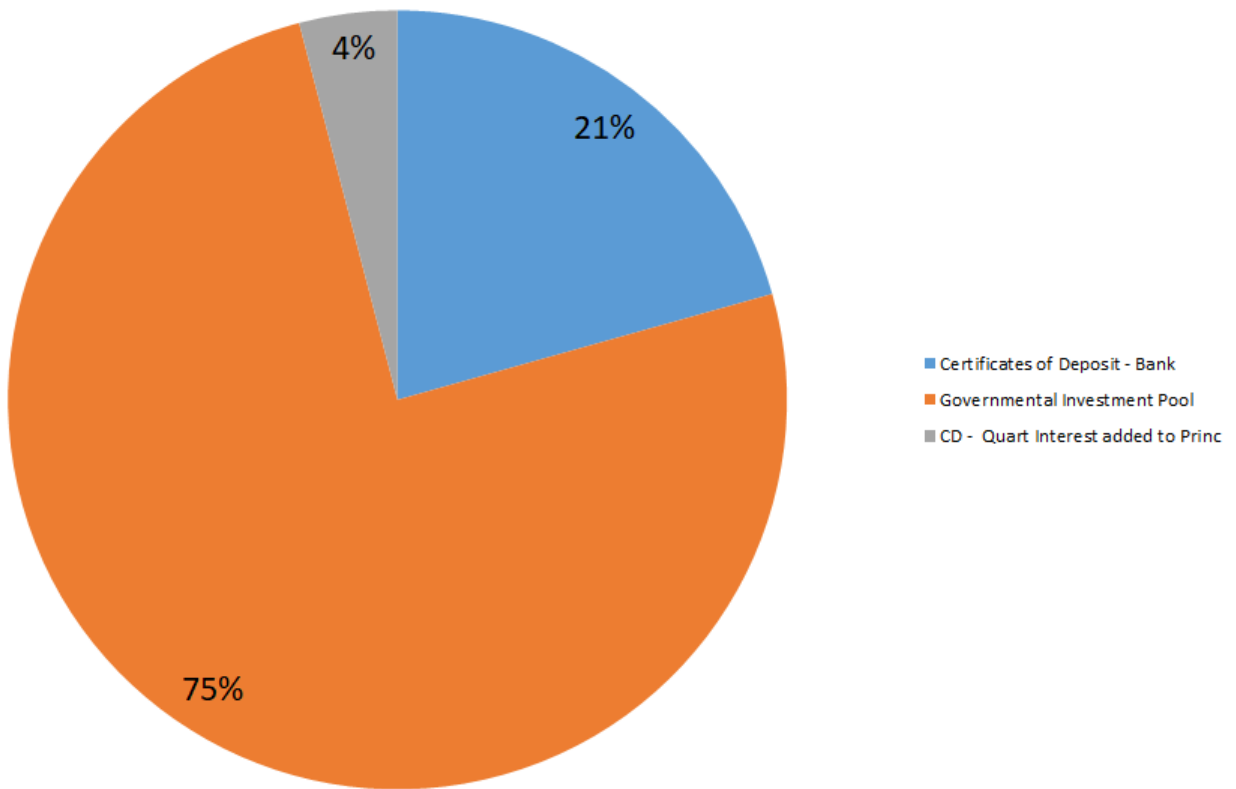
Oakland County Treasurer's Office

Summary of All Investment Balances by Type

Report as of May 31, 2026

Type	Current Original Cost
Governmental Investment Pool	\$97,598,459.30
Certificate of Deposits	26,714,769.10
CD - Quart Interest added to Princ	5,266,233.03
GRAND TOTALS:	\$129,579,461.43

Book Value by Investment Type





Oakland County Treasurer's Office

Summary of Investments by Fund, Type, and Issuer

Report as of May 31, 2026

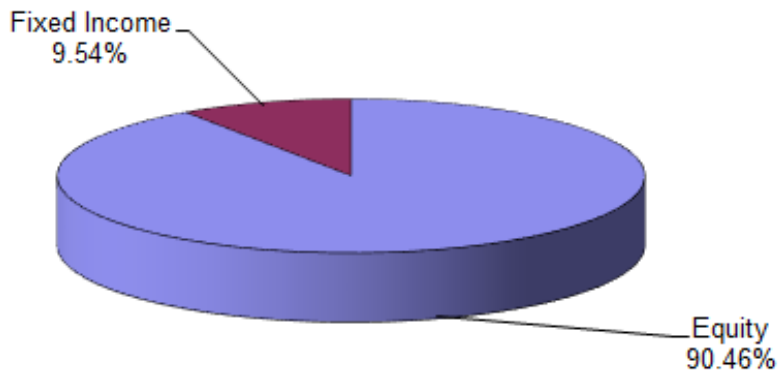
Fund	Type	Issuer	Current Original Cost Issuer Subtotals	Current Original Cost Type & Fund Totals
95210	Road Commission Fund			
	CD - Quart Interest added to Princ	CIBC Bank	5,266,233.03	
				5,266,233.03
	Certificates of Deposit - Bank			
		Choice One Bank	5,558,883.91	
		Community Choice Credit Union	10,123,424.66	
		First State Bank	11,032,460.53	
				26,714,769.10
	Governmental Investment Pool			
		MI CLASS	86,555,504.06	
				86,555,504.06
				118,536,506.19
95211	Road Commission Special Assmnt			
	Governmental Investment Pool			
		Federated Investors	8,657,977.48	
				8,657,977.48
95293	Road Commission Escrow			
	Governmental Investment Pool			
		MI CLASS	1,112,698.16	
				1,112,698.16
95295	Road Commission Risk Managemen			
	Governmental Investment Pool			
		MI CLASS	1,272,279.60	
				1,272,279.60
GRAND TOTALS:				129,579,461.43



Oakland County Treasurer's Office
Summary of All Investment Balances by Type
Report as May 31, 2026

Type	Current Original Cost
Retirement Equity & Fixed	<u>\$367,077,474.55</u>
GRAND TOTALS:	<u><u>\$367,077,474.55</u></u>

Road Commission Retirement



Retirement Investments by Type



Oakland County Treasurer's Office

Summary of Investments by Fund, Type, and Issuer

Report as of May 31, 2026

Fund	Type	Issuer	Current Original Cost Issuer Subtotals	Current Original Cost Type & Fund Totals
95234	Road Commission Retirement			
		Retirement Equity & Fixed		
		Cash Account	1,724,998.11	
		Commingled Mutual Fund Acct	159,366,716.78	
		Cumberland Advisors Inc fixed	33,278,355.15	
		Harding Loevner LP Intl	19,811,567.99	
		RE Principal Enhanced Proper	0.00	
		Real Estate	31,005,563.49	
		Receipt & Disburse Cash Acct	0.00	
		Totals for Retirement Equity & Fixed		245,187,201.52
		Totals for Road Commission Retirement		245,187,201.52
95235	Road Commission Retiree Health			
		Retirement Equity & Fixed		
		American Realty	0.00	
		Cash Account	145,638.83	
		Commingled Mutual Fund Acct	79,540,550.63	
		Garcia Hamilton & Associates	25,413,566.84	
		Harding Loevner LP Intl	9,331,958.19	
		Real Estate	7,458,558.54	
		Totals for Retirement Equity & Fixed		121,890,273.03
		Totals for Road Commission Retiree Health		121,890,273.03
GRAND TOTALS:				367,077,474.55