

Subrecipient User Guide: Oakland County, MI

LAST UPDATED: OCTOBER 8, 2025

BENEVATE, INC.
DBA NEIGHBORLY SOFTWARE



Neighborly Software

Atlanta Tech Village
3423 Piedmont Road NE
Atlanta, GA 30305
www.NeighborlySoftware.com

Accessing the Subrecipient Portal

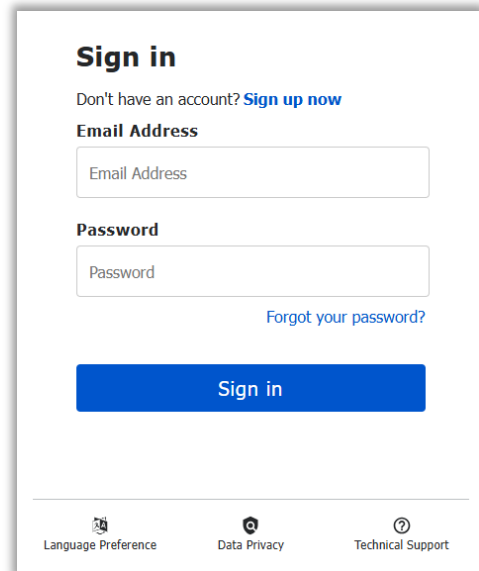
The Subrecipient Portal is hosted by Neighborly Software and is accessible available via any internet connected device. The recommended browser is Google Chrome but will work with any modern web browser.

Participant Portal Link: <https://portal.neighborlysoftware.com/oaklandcountymi/Participant>

Registration

To access the system, you'll need to create an account by first registering your email address. Select Sign up now and enter your work email address. Select "Send verification code". To verify your email address, the system will send you an email with a verification code.

Note: If you do not receive the email within 2 minutes, check your spam or junk mail folders. If the email is in either folder, mark the message as "Not Junk" or "Not Spam" to ensure you receive all future system notifications.



Sign in

Don't have an account? [Sign up now](#)

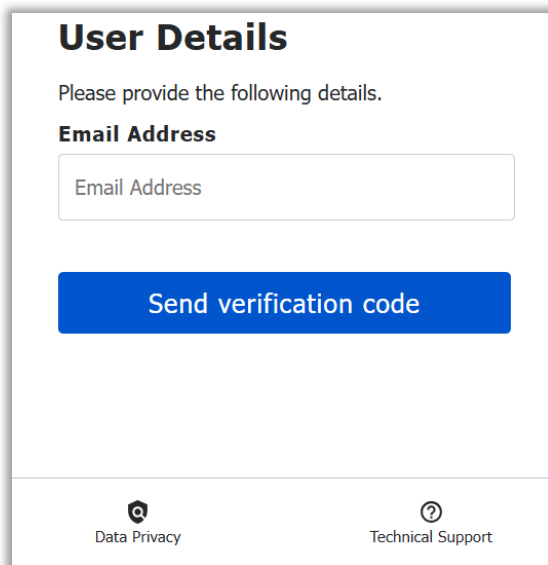
Email Address

Password

[Forgot your password?](#)

Sign in

[Language Preference](#) [Data Privacy](#) [Technical Support](#)



User Details

Please provide the following details.

Email Address

Send verification code

[Data Privacy](#) [Technical Support](#)

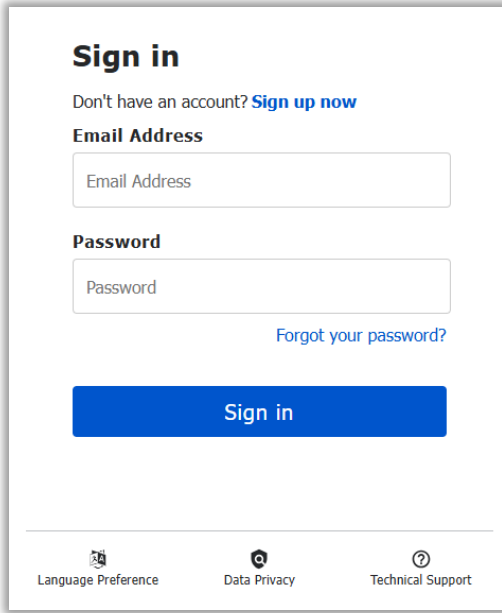
Enter your email to receive a verification code. Enter the verification code into the text box and click "Verify Code."

If the code is not accepted, you may generate a new code by selecting "Send new code." Another email with a new code will be sent to your inbox.

After verifying your email address, you'll be prompted to create a password. Passwords should be at least 12 characters long and include at least one UPPERCASE letter, lowercase letter, a number, and a special character (!@#\$\$%^).

Signing In

Once your account has been registered, you may login (using the same link above) by entering the email address and password used during registration.



The image shows a 'Sign in' form with the following elements:

- Sign in** (Section Header)
- Don't have an account? [Sign up now](#)
- Email Address**
-
- Password**
-
- [Forgot your password?](#)
-
- Footer links: [Language Preference](#), [Data Privacy](#), [Technical Support](#)

Password Reset

If you forget your password, select the link “Forgot your Password?” and follow the prompts to create a new password.


Enter the email address that was used to register your account. Then select “Send Verification Code”

Within a few seconds, the system will send you an email containing a 6-digit code. Enter the code into the text field and select “Verify Code”

If after 2 minutes you have not received a code, you may repeat these steps to generate another code.

Be sure to check your spam and junk folders before requesting a new code. Sometimes users do not receive the code due to a simple typo when entering their email address. Verify that the email entered is indeed correct.

Changing your Password

To change your password, log into the Participant Portal. Select the  icon on the top right corner of the screen and select “My Profile”.

Next, select the “Password” option on the left side of the screen. For security purposes, you will be required to enter your email address, the system will then send you a verification code. Enter the code and follow the prompts to create a new password.

