

# 2025 Drinking Water Quality Report

## Consumer Confidence Report

The Safe Drinking Water Act (SDWA) is the federal law that ensures the quality of Americans' drinking water. Under SDWA, the Environmental Protection Agency (EPA) sets standards for drinking water quality and oversees the state, local municipality and water supplier who implements those standards. Amendments to the SDWA require all public water systems with at least 15 service connections or a system that regularly serves at least 25 individuals to publish and distribute a Consumer Confidence Report (CCR) annually. The CCR increases the availability of information to water customers. Informed and involved customers can be strong allies of their water systems, large and small, as they take action on water issues. Also, an increase in public awareness can give sensitive sub-populations the information that they may need for their protection.

## Special Health Information

Some people may be more vulnerable to contaminants in drinking water than the general population. Immuno-compromised persons such as persons with cancer undergoing chemotherapy, persons who have undergone organ transplants, people with HIV/AIDS or other immune systems disorders, some elderly, and infants can be particularly at risk from infections. These people should seek advice about drinking water from their health care providers. EPA/Center for Disease Control guidelines on appropriate means to lessen the risk of infection by *Cryptosporidium* and other microbial contaminants are available from the Safe Drinking Water Hotline 800-426-4791.

## Lead Information

Lead can cause serious health effects in people of all ages, especially pregnant people, infants (both formula-fed and breastfed), and young

children. Lead in drinking water is primarily from materials and parts used in service lines and in home plumbing. WRC is responsible for providing high quality drinking water and removing lead pipes but cannot control the variety of materials used in the plumbing in your home. Because lead levels may vary over time, lead exposure is possible even when your tap sampling results do not detect lead at one point in time.

You can help protect yourself and your family by identifying and removing lead materials within your home plumbing and taking steps to reduce your family's risk. Using a filter, certified by an American National Standards Institute accredited certifier to reduce lead, is effective in reducing lead exposures. Follow the instructions provided with the filter to ensure the filter is used properly. Use only cold water for drinking, cooking, and making baby formula. Boiling water does not remove lead from water. Before using tap water for drinking, cooking, or making baby formula, flush your pipes for several minutes. You can do this by running your tap, taking a shower, doing laundry or a load of dishes.

If you have a lead service line or galvanized requiring replacement service line, you may need to flush your pipes for at least 5 minutes to flush water from both your home plumbing and the lead service line. If you are concerned about lead in your water and wish to have your water tested, contact WRC at 248-452-9158 or [wrcwater@oakgov.com](mailto:wrcwater@oakgov.com) for available resources. Information on lead in drinking water, testing methods, and steps you can take to minimize exposure is available at [www.epa.gov/safewater/lead](http://www.epa.gov/safewater/lead).

## Contaminants

The sources of drinking water (both tap water and bottled water) include rivers, lakes, streams, ponds, reservoirs, springs, and wells. As water travels over the surface of the land or through the ground, it dissolves naturally-occurring minerals and, in some cases, radioactive material, and can pick up substances resulting from the presence of animals or from human activity. Contaminants that may be present in source water include:

**Microbial contaminants**, such as viruses and bacteria, which may come from sewage treatment plants, septic systems, agricultural livestock operations, and wildlife.

**Inorganic contaminants**, such as salts and metals, which can be naturally occurring or result from urban storm water runoff, industrial or domestic wastewater discharges, oil and gas production, mining or farming.

**Pesticides and herbicides**, which may come from a variety of sources such as agriculture, storm water runoff, and residential uses.

**Organic chemical contaminants**, including synthetic and volatile organic chemicals, which are byproducts of industrial processes and petroleum production, and can also come from gas stations, urban storm water runoff, and septic systems.

**Radioactive contaminants**, which can be naturally occurring or be the result of oil and gas production and mining activities.

In order to ensure that tap water is safe to drink, EPA prescribes regulations which limit the amount of certain contaminants in water provided by public water systems. Food and Drug Administration regulations establish limits for contaminants in bottled water, which must provide the same protection for public health.

All drinking water, including bottled water, may reasonably be expected to contain at least small amounts of some contaminants. The presence of contaminants does not necessarily indicate that the water poses a health risk. More information about contaminants and potential health effects can be obtained by simply calling the EPA Safe Drinking Water Hotline at 800-426-4791.

## Cross Connection Control Program

Michigan water utilities are required by State law (Michigan Public Act 399) to develop and implement a comprehensive Cross Connection Control Program. The WRC continues to operate and maintain our comprehensive, State approved program for the elimination and prevention of cross-connections in all residential, commercial, medical, industrial and institutional facilities.

Our Cross Connection Control Program is a continuing effort to maintain pure, clean, and safe drinking water for everyone. This is accomplished through inspections, testing, recordkeeping and public education.

For more information about your water system, visit [www.oakgov.com/PleasantRidgeWater](http://www.oakgov.com/PleasantRidgeWater)

# City of Pleasant Ridge



## 2025 Consumer Confidence Report

The City of Pleasant Ridge employed the Oakland County Water Resources Commissioner (WRC) to act as the City's water system (Water System Serial Number [WSSN] 5390) agent. This report is designed to inform you about the water quality and services we deliver to you every day. Our constant goal is to provide you with a safe and dependable supply of drinking water. We want you to understand the efforts we make to continually improve the water treatment process and to protect our water resources. We are committed to ensuring the quality of your water. The Oakland County Water Resources Commissioner (WRC) is pleased to present the Annual Drinking Water Quality Report (CCR) for the year 2025.

Your drinking water comes from surface water from the Detroit River intakes via the Springwells and Northeast Water Treatment Plants. We purchased the water from the Great Lakes Water Authority (GLWA). The Michigan Department of Environment, Great Lakes, and Energy (EGLE) in partnership with the U.S. Geological Survey, the

Detroit Water and Sewerage Department, and the Michigan Public Health Institute performed a source water assessment in 2004 to determine the susceptibility of GLWA's Detroit River source water for potential contamination. The susceptibility rating is based on a seven-tiered scale and ranges from very low to very high determined primarily using geologic sensitivity, water chemistry, and potential contaminant sources. The report described GLWA's Detroit River intakes as highly susceptible to potential contamination. GLWA's Northeast and Springwells water treatment plants that draw water from the Detroit River has historically provided satisfactory treatment and meets drinking water standards.

GLWA has initiated source-water protection activities that include chemical containment, spill response, and a mercury reduction program. GLWA participates in the National Pollutant Discharge Elimination System permit discharge program and has an emergency response management plan. GLWA has a Surface Water Intake Protection plan for the Belle Isle Intake. The plan has seven elements that include: roles and duties of government units and water supply agencies, delineation of a source water protection areas, identification of potential sources of contamination, management approaches for protection, contingency plans, siting of new water sources, public participation, and public education activities. If you would like to know more information about the Source Water Assessment report please contact GLWA at 313-926-8127.

We are pleased to report that your drinking water is safe and meets federal and state requirements. If you have questions about this report, or your water utility, please contact your WRC representative, Kathryn DiCea, at [wrcwater@oakgov.com](mailto:wrcwater@oakgov.com) or 248-452-9158. We want our valued customers to be informed about their water utility.

### System Design and Improvements

The City of Pleasant Ridge Water System, like many water systems, is looped to provide a duplicate water supply. This looping is an important way of reducing the possibility of water supply loss to our customers during incidents such as water main breaks or system repairs.

We work continually to provide high quality water to every tap. In order to maintain a safe and dependable water supply, we may need to make improvements that will benefit all of our customers. These improvements are sometimes reflected as rate structure adjustments. We ask that all our customers help us conserve and protect our water resources, which impact our present lifestyle and our children's future. Please call the WRC office at 248-452-9158 if you have questions or visit our web site at [www.oakgov.com/water](http://www.oakgov.com/water).

### Your Water Quality

The City of Pleasant Ridge Water System is routinely monitored, in accordance with the Safe Drinking Water Act (SDWA), for contaminants in your drinking water. The following tables show the results of our monitoring for the period of January 1 to December 31, 2025. In addition, other test results are shown for the year they were required, since annual testing is not required for some contaminants. The most recent test date for detected contaminants is listed in the tables.

Maximum Contaminant Level (MCL) is the highest level of a contaminant that is allowed in drinking water and is set at a very stringent level. To understand the possible health effects described for many regulated constituents, a person would have to drink two liters of water every day at the MCL level for a lifetime to have a one-in-a-million chance of having the described health effect.

As you can see by the tables, **the system had no violations**. We are proud that your drinking water meets or exceeds all Federal and State requirements. The Environmental Protection Agency (EPA) has determined that your water is safe at the levels detected.



# Regulated Contaminants Table

Contaminant	Test Year	Health Goal MCLG	Allowed Level MCL	Highest Detected Level	Range of Detection	Units	Major Sources in Drinking Water	Violation
<b>Inorganic Chemicals - Monitoring at Plant Finished Water Tap</b>								
Fluoride	2025	4	4	0.78	0.48 - 0.78	ppm	Erosion of natural deposits; Water additive which promotes strong teeth; Discharge from fertilizer and aluminum factories.	No
Nitrate	2025	10	10	0.47	0.21 - 0.47	ppm	Runoff from fertilizer use; Leaching from septic tanks, sewage; Erosion of natural deposits.	No
<b>Disinfectant Residuals and Disinfectant By-Products - Monitoring in Distribution System</b>								
Haloacetic Acids (HAA5)	2025	NA	60	13	9.5 - 13	ppb	By-product of drinking water disinfection.	No
Total Trihalomethanes (TTHM)	2025	NA	80	48	15 - 48	ppb		No
Disinfectant (chlorine)	2025	MRDLG 4	MRDL 4	RAA 0.63	0.50 - 0.70	ppm	Water additive to control microbes.	No
<b>Per- and Polyfluoroalkyl Substances (PFAS)</b>								
Perfluorooctanoic acid (PFOA)	2025	NA	4	2	0 - 2	ng/L	Industrial manufacturing sites, fire-fighting foams (AFFF) used at airports/military bases, and waste management facilities like landfills.	No
<b>Running Annual Average (RAA)</b> - The average of analytical results for all samples during the previous four quarters.								

<b>2025 Turbidity - Monitored every 4 hours at Plant Finished Water Tap</b>			
Highest Single Measurement Cannot Exceed 1 NTU	Lowest Monthly % of Samples Meeting Turbidity Limit of 0.3 NTU (minimum 95%)	Major Sources in Drinking Water	Violation
0.21 NTU	100%	Soil runoff.	No

**Turbidity** has no health effects. However, turbidity can interfere with disinfection and provide a medium for microbial growth. Turbidity may indicate the presence of disease-causing organisms. These organisms include bacteria, viruses, and parasites that can cause symptoms such as nausea, cramps, diarrhea and associated headaches.

**The total organic carbon (TOC)** removal ratio is calculated as the ratio between the actual TOC removal and the TOC removal requirements. The TOC was measured each quarter and because the level was low, there is no requirement for TOC removal.

<b>Copper and Lead Monitoring at Customers' Tap</b>								
Contaminant	Test Year	Health Goal MCLG	Action Level (AL)	90 <sup>th</sup> Percentile Value*	Range of Detection	Units	Major Sources in Drinking Water	Number of Samples above AL
Copper	2025	1.3	1.3	0.2	0.0 - 0.3	ppm	Corrosion of household plumbing systems; Erosion of natural deposits.	0
Lead	2025	0	12	4	0 - 9	ppb	Lead service lines, corrosion of household plumbing including fittings and fixtures, erosion of natural deposits.	0

\***The 90th percentile value** means 90 percent of the homes tested have copper and lead levels below the given 90th percentile value. If the 90th percentile value is above the AL, additional requirements must be met.

**Service Line Material** - The City of Pleasant Ridge has a total of 1,149 service lines. Of which, 583 are lead and 566 are non-lead. If you would like to know what your service line is made of, please visit [www.oakgov.com/watermap](http://www.oakgov.com/watermap).

# Special Monitoring and more

Contaminant	Test Year	MCLG	MCL	Highest Level Detected	Range of Detection	Units	Major Sources in Drinking Water
Sodium	2025	NA	NA	6.4	0.4 - 6.4	ppm	Erosion of natural deposits.
Great Lakes Water Authority (GLWA) is required to notify water users of any unresolved significant deficiencies identified by the Michigan Department of Environment, Great Lakes, and Energy, Drinking Water and Environment Health Division (EGLE). Below is the status of significant deficiencies in the GLWA water system identified by EGLE:							
Date Identified by EGLE	Description			Compliance Agreement Deadline	Status		
5/25/22	Inoperable flocculation equipment at the 1958 Springwells water plant.			11/11/2027	Phase I construction is completed as of December 2024. Phase II is underway.		

## Notice to Non-Residential Customers

Federal Regulations require that as the billing customer, it is your responsibility to ensure that all water consumers at your facility (whether business, educational institute, apartments, etc.) have access to the report. Please post this CCR in a visible area. Copies are available for your distribution by contacting the WRC office at [wrcwater@oakgov.com](mailto:wrcwater@oakgov.com) or 248-452-9158.

# Important Definitions and more

**Action Level (AL)** – The concentration of a contaminant which, when exceeded, triggers treatment or other requirements which a water system must follow.

**Haloacetic Acids (HAA5/HAA9)** – HAA5 is the total of bromoacetic, chloroacetic, dibromoacetic, dichloroacetic, and trichloroacetic acids. Compliance is based on the total. HAA9 include the five listed above and tribromoacetic, bromochloroacetic, chlorodibromoacetic, and bromodichloroacetic acids.

**Maximum Contaminant Level (MCL)** – The highest level of a contaminant that is allowed in drinking water. MCLs are set as close to the MCLGs as feasible using the best available treatment technology. To understand the possible health effects described for many regulated constituents, a person would have to drink two liters of water every day at the MCL level for a lifetime to have a one-in-a-million chance of having the described health effect.

**Maximum Contaminant Level Goal (MCLG)** – The level of contaminant in drinking water below which there is no known or expected risk to health.

**Maximum Residual Disinfectant Level (MRDL)** – The highest level of a disinfectant allowed in drinking water. There is convincing evidence that addition of a disinfectant is necessary for control of microbial contaminants.

**Maximum Residual Disinfectant Level Goal (MRDLG)** – The level of a drinking water disinfectant below which there is no known or expected risk to health. MRDLGs do not reflect the benefits of the use of disinfectants to control microbial contaminants.

**Nephelometric Turbidity Units (NTU)** – Measures the cloudiness of the water.

**Not Applicable (NA)**

**Parts Per Billion (ppb)** – The ppb is equivalent to microgram per liter. A microgram = 1/1000 milligram. A ppb is equivalent to one penny in \$10,000,000.

**Parts Per Million (ppm)** – The ppm is equivalent to milligram per liter. A milligram = 1/1000 gram. A ppm is equivalent to one penny in \$10,000.

**Total Trihalomethanes (TTHM)** – The sum of chloroform, bromodichloromethane, dibromochloromethane, and bromoform. Compliance is based on the total.

## Emergency Relief Funds

Help is available to those who may be currently facing a temporary hardship in paying a current bill, past due bills or in need of plumbing repairs. Households could receive up to \$2,000 on a first-come, first serve basis. We understand that every situation is different. Eligibility is flexible, and exceptions may be made based on individual circumstances. If you're experiencing hardship, we strongly encourage you to apply by calling 844-211-4994 or visiting [uwsem.smapply.org/prog/HAP](http://uwsem.smapply.org/prog/HAP).

## Water Residential Assistance Program (WRAP)

WRAP provides funding for water and sewer bills and minor plumbing repairs to eligible, low-income households for up to two years. The program can help Oakland County residents reduce their water bills and pay past due balances. Apply by calling 844-211-4994 or visiting [uwsem.smapply.org/prog/WRAP](http://uwsem.smapply.org/prog/WRAP).



# MAINTAINING QUALITY DRINKING WATER IN YOUR HOME


## A Shared Responsibility

Maintaining drinking water quality is a shared responsibility between the water supplier and the resident.

## We're Committed to...

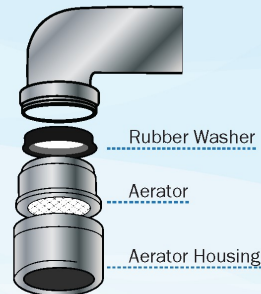
- Protecting public health and wellness.
- Delivering the same clean, high-quality water we've always delivered.
- Providing greater public education.

**In order to maintain or improve water quality at home, there are a few things you should remember to do on a regular basis:**



### Remove and Clean Your Aerator Every 6 Months.

The aerator is that screen on the end of your faucet, and it's important to remove it and clean it every six months.



*Also, if you have any plumbing work done, remove and clean the aerators on every faucet to get rid of particles that build up.*

### Flush Water that Has Been Sitting in Your Pipes.

Overnight, water sits stagnant in your pipes. And the longer it sits there, the more metal it may contain. So, flush your pipes by running the cold water for several minutes before you use it.



### Replace Faucets, Fittings or Valves From Before 2014.

Even if marked 'lead-free,' faucets, fittings and valves sold before 2014 may contain higher levels of lead than the current tolerance of 0.25%. It might be time to upgrade.



### Drink and Cook With Cold Water

Only use cold water for drinking or cooking. Hot water can sit for long periods of time in a hot water heater and could contain dissolved metals.

**Purely Resourceful**

[www.oakgov.com/water](http://www.oakgov.com/water)

# EMERGENCY RELIEF FUND

Are you  
struggling to  
pay a past due  
bill?

**UP TO \$2,000 PER  
HOUSEHOLD**

**PAST DUE BILLS  
PLUMBING REPAIRS  
CURRENT BILL**


<https://uwsem.smapply.org/prog/HAP/>

**APPLY NOW**

**NEED HELP? CALL 844-211-4994 AND PRESS 3  
MONDAY-THURSDAY 9 A.M. TO 4 P.M.**

HOUSEHOLD SIZE	MAXIMUM MONTHLY INCOME
1	\$3,912.50
2	\$5,287.50
3	\$6,662.50
4	\$8,037.50
5	\$9,412.50

**EACH ADDITIONAL HOUSEHOLD  
MEMBER ADD \$1,375.00 PER MO**



# NEED ASSISTANCE WITH YOUR WATER BILL?



## WRAP CAN HELP!

The Water Residential Assistance Program provides funding to eligible, low-income households. Funding is provided by the Great Lakes Water Authority and is administered in partnership with local community action agencies.



***WRAP can help reduce your water bill and pay past due balances!***

### WRAP Eligibility:

- Reside within an eligible GLWA Member Community (see reverse side for list)
- Responsible for paying your water bill
- At or below 200% of the federal poverty level
- Own or rent your home

200% Federal Poverty Chart

Number of Household Members	1	2	3	4	5	6	7	8	9	10	11	12	13	14
Annual Income Limit (\$)	31,300	42,300	53,300	64,300	75,300	86,300	97,300	108,300	119,300	130,300	141,300	152,300	163,300	174,300

*WRAP is administered by local service delivery partners*



248-983-5656  
<https://unitedwaysem.org/>



# United Way communities in Oakland County and Washtenaw County:

Auburn Hills

Augusta Township

Berkley

Beverly Hills

Bingham Farms

Birmingham

Bloomfield Hills

Bloomfield Township

Clawson

Commerce Township

Farmington

Farmington Hills

Ferndale

Hazel Park

Huntington Woods

Keego Harbor

Lake Orion

Lathrup Village

Madison Heights

Novi

Oak Park

Orchard Lake

Orion Township

Pittsfield Township

Pleasant Ridge

Pontiac

Rochester

Rochester Hills

Royal Oak Township

Royal Oak, City of

Southfield Township

Southfield, City of

Superior Township

Sylvan Lake

Troy

Walled Lake

Waterford Township

West Bloomfield Township

Wixom

York Township

Ypsilanti

Ypsilanti Township



248-983-5656

<https://unitedwaysem.org/>

