



# Investment & Economic Impact 2021 STATISTICS

The following data summarizes the annual investment and economic impact in Main Street Oakland County (MSOC) Select Level communities for 2021.\*

# \$53,212,562

**New Annual Public and Private Investment:**

### \$37,858,826 - Public

Streets, streetscape, pedestrian amenities, sewer, parking, signage, lighting, grants, events, marketing and program management

### \$15,353,736 - Private

Buildings, building rehabs, façades, parking, site and interior business improvements

### 10,231 Volunteer Hours

Invested in organization, promotion, design and economic development committee projects, tasks, activities and events by committee members, residents, businesses and property owners

### \$384,008 Cash Sponsorships

Donated to MSOC community programs

*\*MSOC compiles this data annually and reports it to the National Main Street Center (Chicago).*



- 159** Net new full-time jobs created
- 70** Net new businesses established
- 78,430 sq. ft.** New floor space constructed
- 17** New housing units constructed
- 105** Buildings rehabilitated
- 339** Special events held in MSOC program communities, including festivals and retail events that draw visitors to the downtowns and support local businesses

MainStreetOaklandCounty.com

@AdvantageOak | #OaklandCounty

*All ways, MOVING FORWARD*





# Investment & Economic Impact 2001-2021 STATISTICS

The following data summarizes the cumulative investment and economic impact in Main Street Oakland County (MSOC) Select Level communities from 2001 through 2021.\*

# \$1,044,243,193

**Cumulative Public and Private Investment:**

### \$395,958,229 - Public

Streets, streetscape, pedestrian amenities, sewer, parking, signage, lighting, grants, events, marketing and program management

### \$648,284,964 - Private

Buildings, building rehabs, façades, parking, site and interior business improvements

### 461,927 Volunteer Hours


Invested in organization, promotion, design and economic development committee projects, tasks, activities and events by committee members, residents, businesses and property owners


### \$10,815,133 Cash Sponsorships


Donated to MSOC community programs


*\*MSOC compiles this data annually and reports it to the National Main Street Center (Chicago).*





 **6,845** Net new full-time jobs created

 **1,190** Net new businesses established

 **3,257,340 sq. ft.** New floor space constructed

 **1,019** New housing units constructed

 **2,583** Buildings rehabilitated

 **5,786** Special events held in MSOC program communities, including festivals and retail events that draw visitors to the downtowns and support local businesses

MainStreetOaklandCounty.com

  @AdvantageOak | #OaklandCounty

*All ways, MOVING FORWARD*

