

Foreign Investment / Trade in Oakland County

- ◆ Oakland County is Michigan's leading center for international commercial activity with over 700 companies representing 33 foreign countries with locations in the county
- ◆ The top five countries with the most companies located in the county are: Japan, Germany, the United Kingdom, Canada, and France
- ◆ Oakland County is home to the top 4 and 16 of the top 20 largest foreign-owned divisions, affiliates and subsidiaries in the Detroit MSA

Largest Foreign-Owned Divisions, Affiliates and Subsidiaries Located Within Oakland County (Ranked by 2006 Revenue)

Position in Rank	Company	Revenue 2006 (\$000,000)	Foreign Affiliation
1	Volkswagen of America Inc. ¹	19,290.5 ²	Germany
2	Siemens VDO Automotive Corp. ³	12,000.0	Germany
3	Robert Bosch L.L.C.	5,800.0	Germany
4	GKN Driveline North America Inc.	5,109.4 ⁴	England
6	ThyssenKrupp Materials NA Inc.	3,180.0	Germany
7	TK Holdings Inc.	2,169.0	Japan
8	Continental Automotive Systems	2,000.0	Germany
11	Valeo Inc.	1,711.2	France
12	CalsonicKansei North America Inc.	1,480.0	Japan
13	Toyoda Gosei NA Corp.	1,170.0	Japan
15	NTN Bearing Corp. of America	982.0	Japan
16	LaSalle Bank Midwest NA ⁵	885.1	Netherlands
17	Behr America Inc.	837.0	Germany
18	Logicalis Inc.	769.0	South Africa
19	Inergy Automotive Systems, NAO	532.0	France
20	Skanska USA Building Inc.	464.5	Sweden

¹ Volkswagen America will move its headquarters from Auburn Hills, MI to Herndon, VA beginning in April 2008

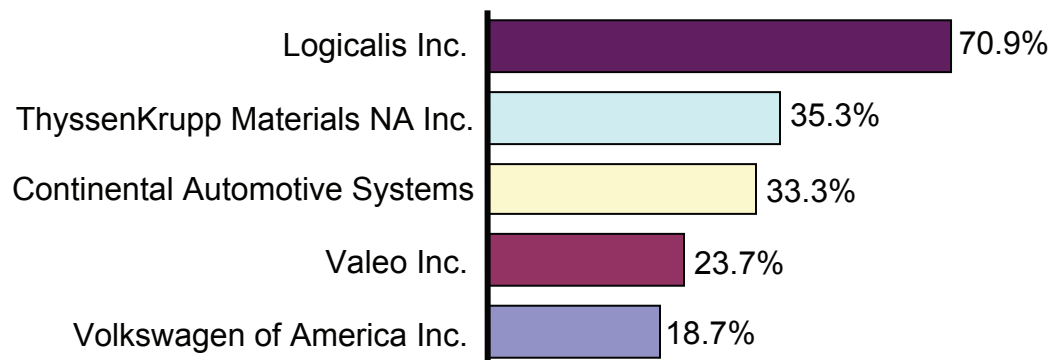
² Revenue converted from euros as of Dec 31, 2007

³ Continental Automotive Systems completed its purchase of Siemens VDO Automotive Corporation in December 2007

⁴ Revenue converted from pounds as of Dec 31, 2007

⁵ New York-based Bank of America completed its purchase of LaSalle Bank Midwest NA from parent company Netherlands-based ABN Amro Mortgage Group, Inc. in October 2007

Foreign Companies with the Top Gains in Revenue % Increase in Revenue 2005 -2006



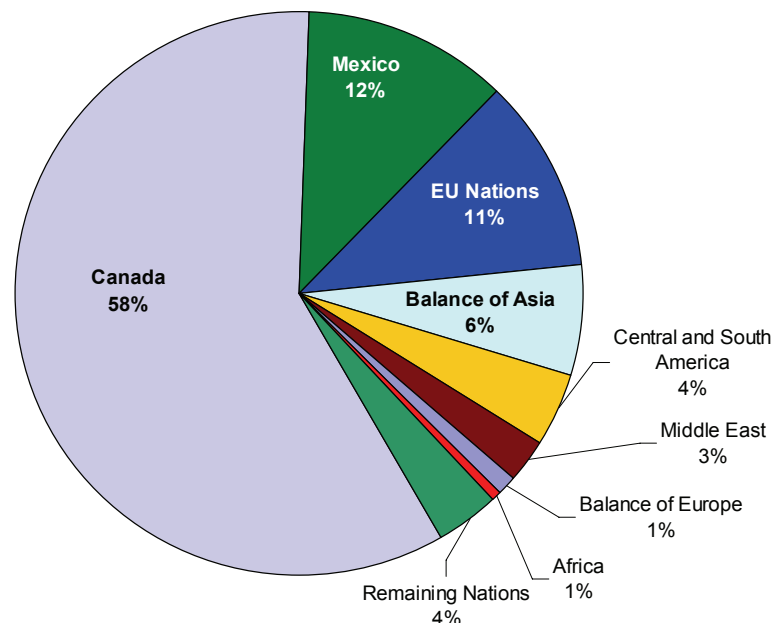
Foreign Investment / Trade in Oakland County

5-year Growth and Percentage change in Exports for Oakland County's Top 10 Trading Partners by 2006 Exports

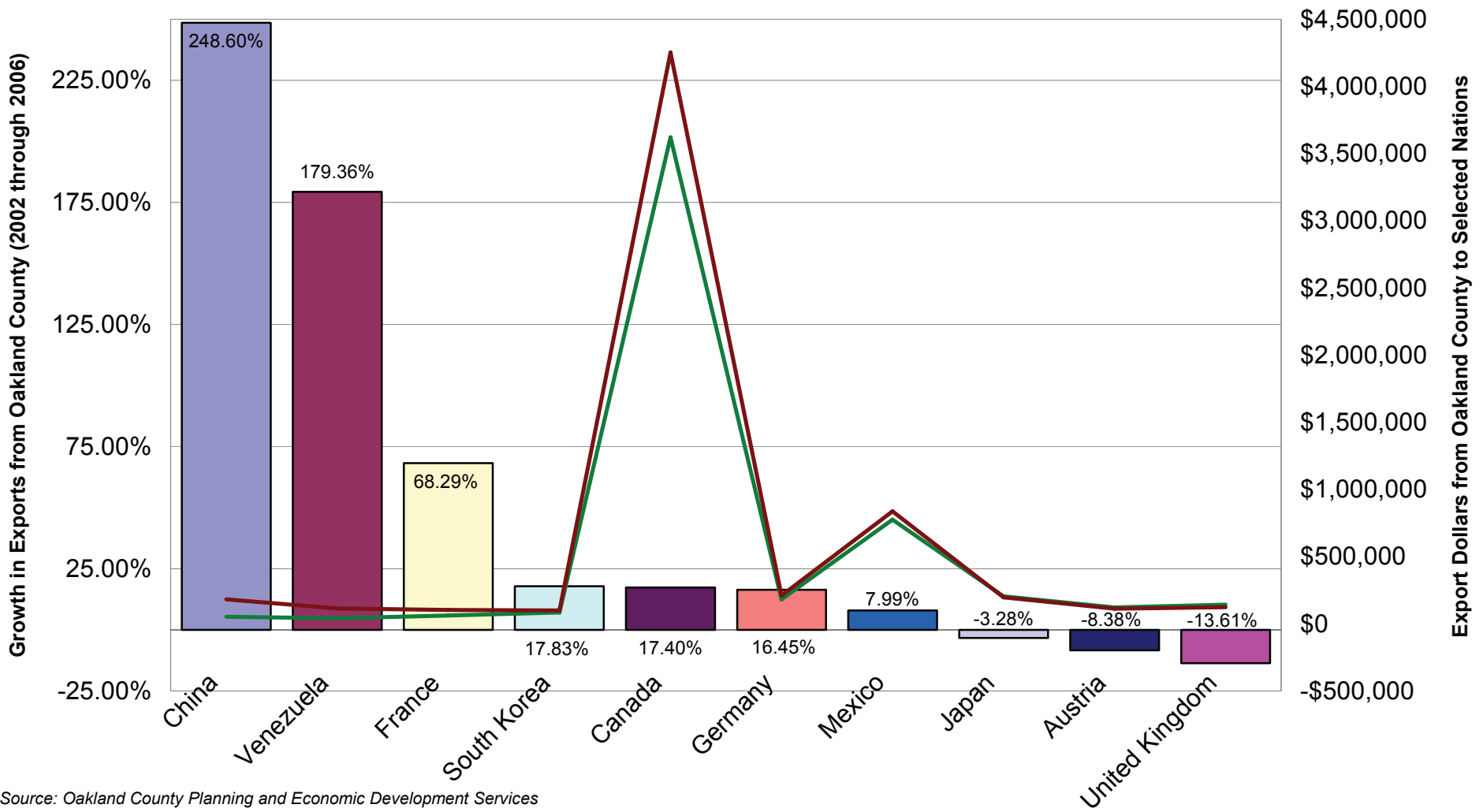
Country of Destination	2002 (\$thousands)	2006 (\$thousands)	5-Year Percentage Growth
China	\$52,082	\$181,554	248.6%
Venezuela	\$40,597	\$113,414	179.4%
France	\$61,316	\$103,192	68.3%
South Korea	\$83,515	\$98,407	17.8%
Canada	\$3,621,658	\$4,251,999	17.4%
Germany	\$180,937	\$210,692	16.4%
Mexico	\$775,310	\$837,287	8.0%
Japan	\$204,065	\$197,375	-3.3%
Austria	\$121,619	\$111,431	-8.4%
United Kingdom	\$142,379	\$123,005	-13.6%
Total (all nations)	\$6,177,490	\$7,220,441	16.9%

- ◆ Oakland's top ten trading partners account for 15.5% of all exports from the county in 2006.
- ◆ Goods from Oakland County companies are shipped to 194 countries around the world.
- ◆ In 2006 Oakland County produced more than \$6.5 billion of Michigan's manufacturing export shipments.
- ◆ Representing 10.6% of all exports, Canada continues to lead the way in export income for both Oakland County and Michigan.
- ◆ Exports to Argentina, India, and Brazil have grown by 112.4%, 49.6% and 26.8%, respectively, since 2000.

Oakland County Exports by Region of the World



Five-Year Export Growth Analysis



Source: Oakland County Planning and Economic Development Services
 Michigan Department of Labor and Economic Growth
 U.S. Department of Commerce - International Trade Administration

— 2002 — 2006