

# Word 97 - Sales and Marketing Templates

---

The Microsoft Word 97 Sales and Marketing Templates Pack includes one brochure template and three press-release templates for Word 97. With these templates, you can quickly create three-column brochures in the Elegant style, as well as press releases in the Elegant, Professional, and Contemporary styles. These templates include placeholder text, titles and graphics, along with step-by-step instructions.

## To Download the Sales and Marketing Templates

1. From **Internet Explorer**, type <http://www.microsoft.com/downloads> in the **Address** field.
2. On the **Download Center** page scroll to the **Search for Download** section.
3. Type **sales and marketing templates** in the **Keywords** field.
4. Select **Word** from the **Product/Technology** drop down box and click the **Go** button.

**Search for a Download**      [Advanced Search](#)

Keywords (optional)

Product/Technology

5. On the **Results** screen click the **Word 97 Templates: Sales and Marketing** link.

product/technology: **Word**

1 results found; results 1-1 shown.

Title	Release Date
<a href="#">Word 97 Templates: Sales and Marketing</a> The Microsoft® Word 97 Sales and Marketing Templates Pack includes one brochure template and three press-release templates for Word 97.	1/16/1997

1 results found; results 1-1 shown.

# Word 97 - Sales and Marketing Templates

---

6. The **Word 97 Templates: Sales and Marketing** screen is displayed. Click the **Download** button.

## Word 97 Templates: Sales and Marketing

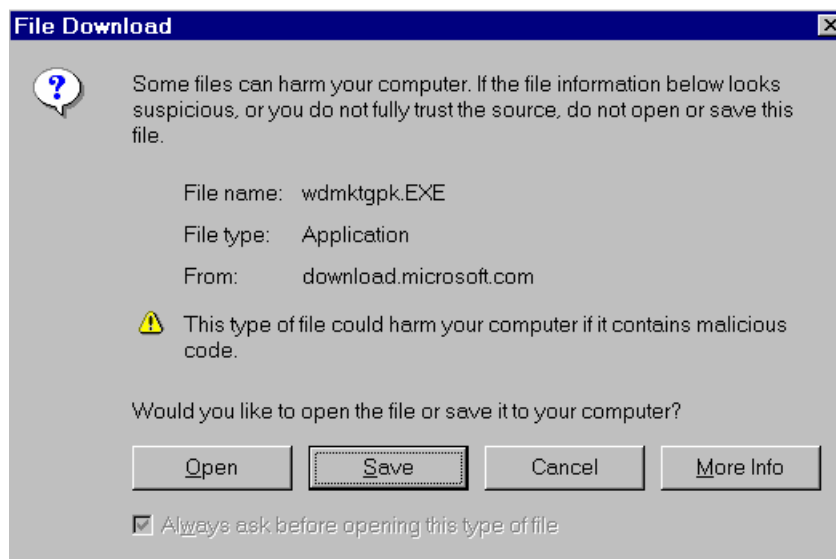
Quick Info		Download
<b>File Name:</b>	wdmktgpk.EXE	
<b>Version:</b>	97	
<b>Date Published:</b>	1/16/1997	
<b>Language:</b>	English	
<b>Download Size:</b>	390 KB	
<b>Estimated Download Time:</b>	1 min @	Dial-up (56K) ▼

### Overview

This download can also be found on either the Microsoft Office 97 CD or on any of its individual application's CD's, in the valupack folder on the particular CD.

The Microsoft® Word 97 Sales and Marketing Templates pack includes one brochure template and three press-release templates for Word 97. With these templates, you can quickly create three-column brochures in the Elegant style, as well as press releases in the Elegant, Professional, and Contemporary styles. These templates include placeholder text, titles, and graphics, along with step-by-step instructions.

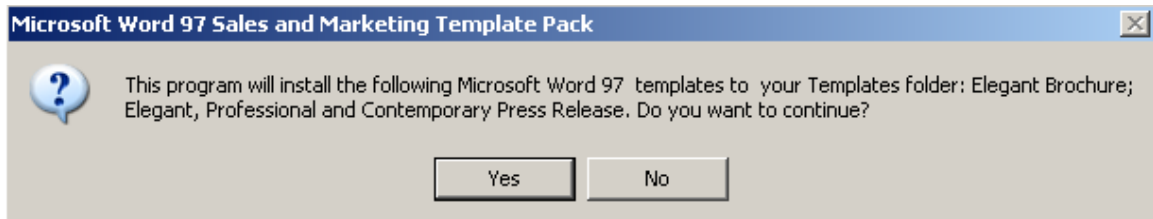
7. The **File Download** dialog box is displayed. Click the **Open** button.



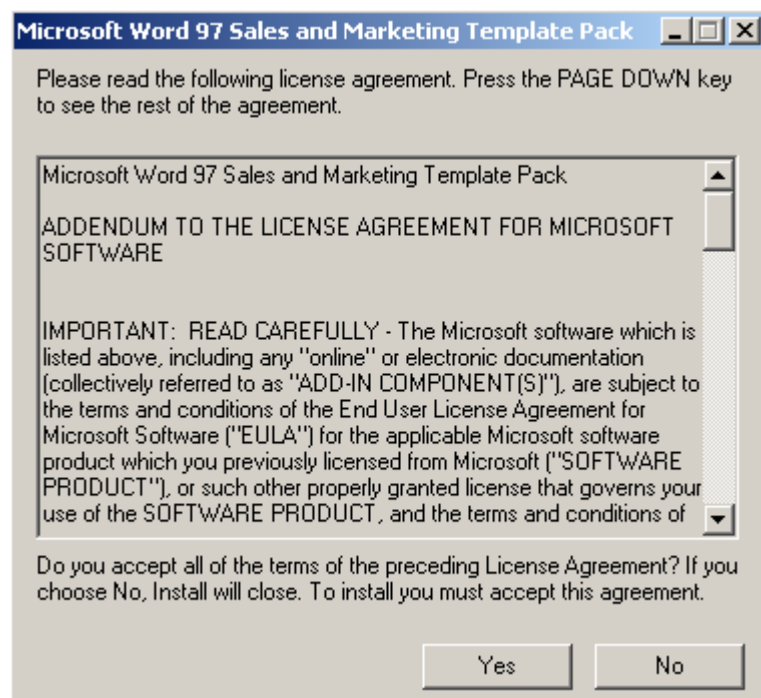
## Word 97 - Sales and Marketing Templates

---

8. The **Microsoft Word 97 Sales and Marketing Template Pack** installation dialog box is displayed. Click the **Yes** button.



9. The **Microsoft Word 97 Sales and Marketing Template Pack** license agreement dialog box is displayed. Click the **Yes** button.



10. The **Microsoft Word 97 Sales and Marketing Template Pack** installation confirmation dialog box is displayed. Click the **OK** button.

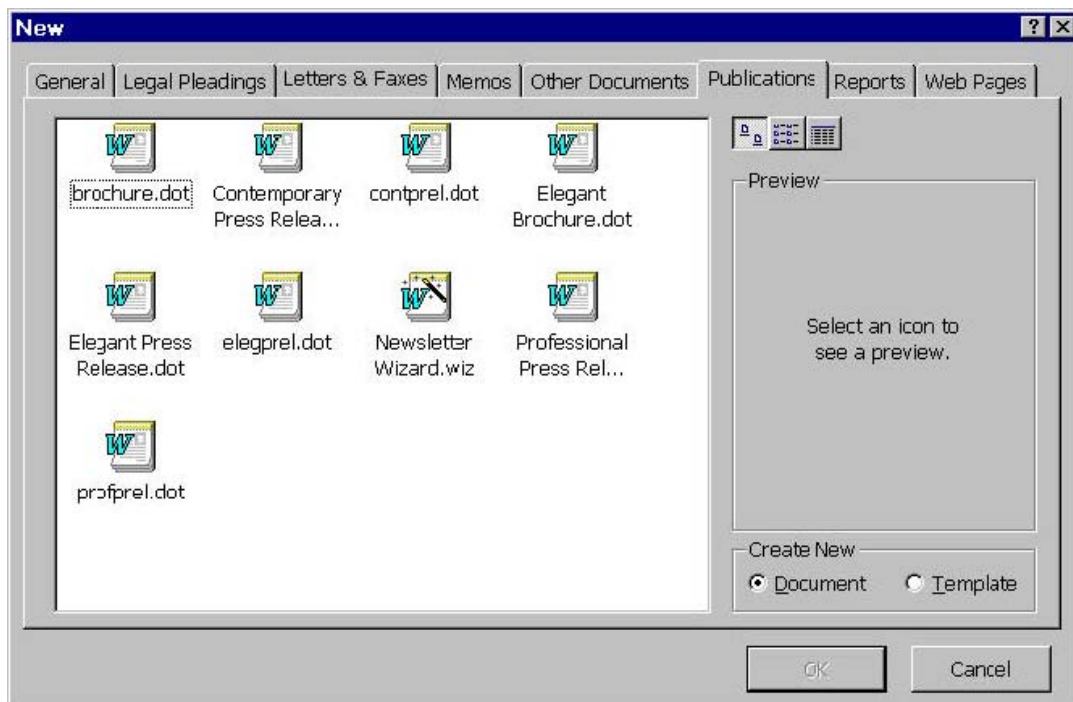


# Word 97 - Sales and Marketing Templates

---

## To use the Sales and Marketing Templates

1. From **Word 97**, click **File...New** from the menu bar.
2. Click the **Publications** tab.
3. Choose a template by double clicking a template icon.



If you have problems, please contact the IT Service Center at (248) 858-8812.

sales\_marketing\_template.pdf  
1/19/2006