

November 15, 2010

## Educational Attainment

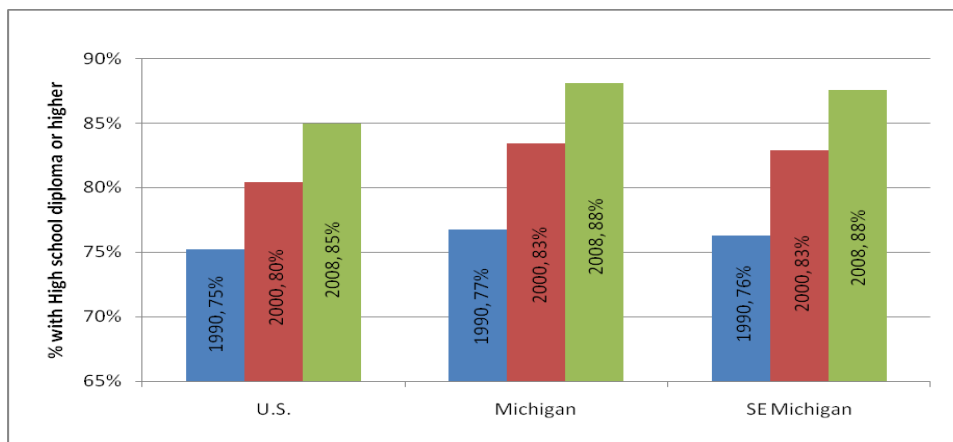
Education attainment has been increasing in Michigan, for the population 25 years and older.

### Educational Attainment, Population 25 years or older

Percent with High school diploma or higher	U.S.	Michigan	Southeast Michigan
1990	75%	77%	76%
2000	80%	83%	83%
2008	85%	88%	88%
Percent with Bachelor's degree or higher	U.S.	Michigan	Southeast Michigan
1990	20%	17%	19%
2000	24%	22%	25%
2008	28%	25%	28%
Percent with Master's degree or higher	U.S.	Michigan	Southeast Michigan
1990	7%	6%	7%
2000	9%	8%	10%
2008	10%	9%	11%

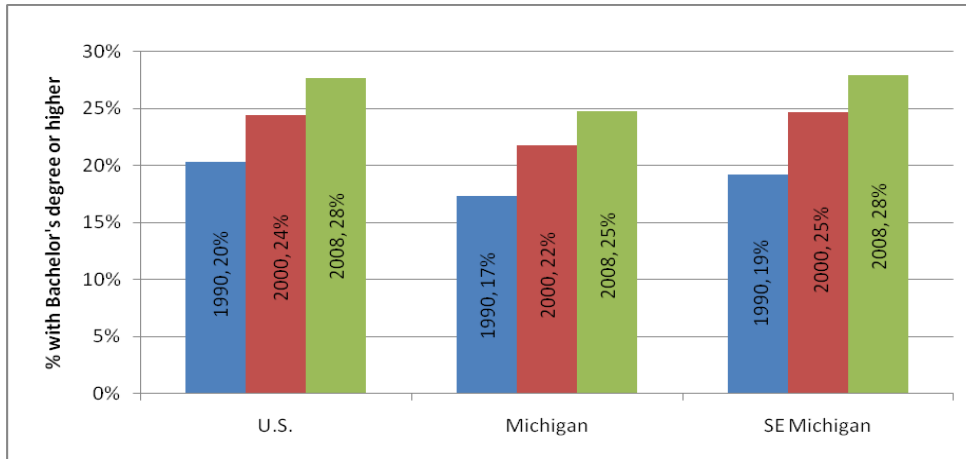
Source: Census Bureau.

### Educational Attainment – High School Diploma or Higher



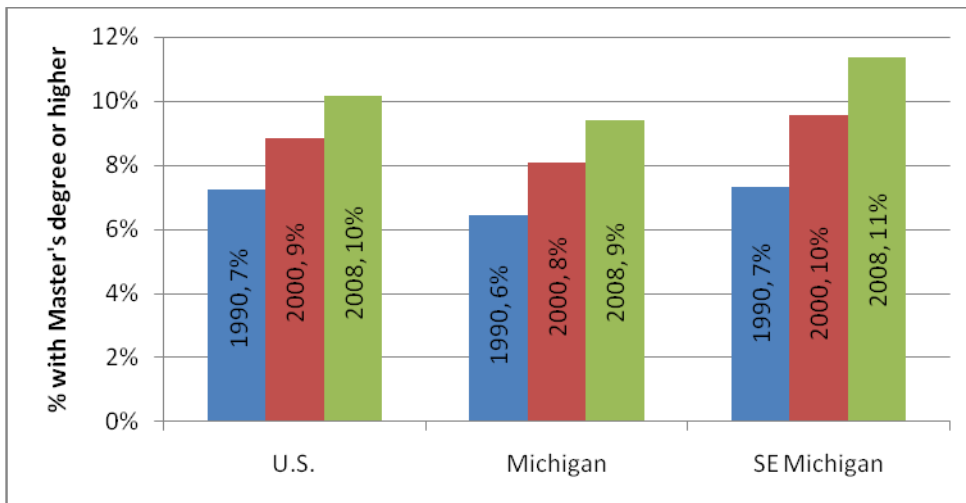
Source: Census Bureau.

## Educational Attainment – Bachelor Degree or Higher



Source: Census Bureau.

## Educational Attainment – Masters Degree or Higher



Source: Census Bureau.

Michigan colleges and universities ranked in the Top 10 for graduating students in each type of degree conferred.

### Top 10 States by Number of Degrees Conferred 2007-2008

Rank	State	Number of Associates Degrees	State	Number of Bachelors Degrees	State	Number of Masters Degrees	State	Number of Doctorate Degrees	State	Number of First Professional Degree
1	California	97,010	California	158,652	New York	63,720	California	7,524	California	9,006
2	Florida	65,948	New York	118,387	California	59,652	New York	4,937	New York	8,849
3	New York	57,807	Texas	98,205	Illinois	39,339	Texas	3,833	Texas	5,439
4	Texas	43,867	Pennsylvania	82,132	Texas	33,929	Pennsylvania	3,798	Illinois	4,958
5	Illinois	34,013	Florida	77,460	Pennsylvania	29,867	Florida	3,457	Florida	4,942
6	Arizona	33,325	Illinois	69,621	Massachusetts	29,370	Massachusetts	3,136	Pennsylvania	4,835
7	Ohio	26,830	Ohio	59,385	Arizona	28,042	Illinois	3,024	Massachusetts	4,526
8	Pennsylvania	26,575	<b>Michigan</b>	<b>54,526</b>	Florida	26,576	Ohio	2,404	Ohio	3,521
9	<b>Michigan</b>	<b>26,443</b>	Massachusetts	49,526	Ohio	20,991	Minnesota	2,064	<b>Michigan</b>	<b>3,502</b>
10	Washington	21,194	Virginia	41,236	<b>Michigan</b>	<b>20,858</b>	<b>Michigan</b>	<b>1,980</b>	D.C.	2,837

Source: National Center for Education Statistics.

The Detroit Region's strong community college network collaborates with business through The Michigan New Jobs Training Program that provides free customized training for eligible employers who are creating new jobs. Nearly 140,000 students are enrolled in regional Detroit's nine community colleges, according to IPEDS Data Center - National Center for Education Statistics.

### Community College Enrollment, Fall 2009

Community College	Fall 2009 Enrollment
Henry Ford Community College	17,541
Macomb Community College	24,134
Monroe County Community College	4,624
Mott Community College	12,556
Oakland Community College	28,123
St Clair County Community College	5,007
Schoolcraft College	13,019
Washtenaw Community College	14,100
Wayne County Community College District	20,770
<b>Total</b>	<b>139,874</b>

Source: IPEDS Data Center - National Center for Education Statistics.

### Michigan Immigrant Education and Workforce, 2008

Total Household Population of MI, Age 5 & older	1990		2000		2009	
	Number	Percent	Number	Percent	Number	Percent
Foreign Born Population	306,901	100	412,309	100	475,582	100
Bachelor Degree or Higher	73,834	24.1	136,712	33.2	173,498	36.5

Source: Migration Policy Institute. MPI DATA Hub.