

Oakland County Continuum of Care - HMIS Report

October 1, 2006 - September 30, 2007

Oakland County Continuum of Care - HMIS Report

Statistics for October 1, 2006 through September 30, 2007

Background

The Homeless Management Information System is a web-based database that is used to collect data on homelessness. As part of Michigan's statewide system, the HMIS helps the Oakland County Continuum of Care to obtain an unduplicated count of the homeless, measure the patterns of homeless service use, measure service effectiveness and improve care.

Data Included in This Report

We currently have 15 agencies (80 programs) that are actively entering data into the HMIS. The list below includes participating agencies whose data is included in this report.

Based on our estimates, the data in this report represents approximately 82% coverage of the homeless clients in Oakland County's Continuum of Care from October 1, 2006- September 30, 2007.

- Agape House
- Baldwin Center
- Catholic Community Response Team
- Common Ground Sanctuary
- Community Homes
- Community Housing Network
- Grace Centers of Hope
- Lighthouse of Oakland County
- New Bethel Outreach
- New Passages
- OLHSA South
- Oakland Schools
- Place of Hope
- South Oakland Shelter
- Training and Treatment Innovations

What the Data is Not

The data in this report is not intended to provide a complete count of the homeless population because:

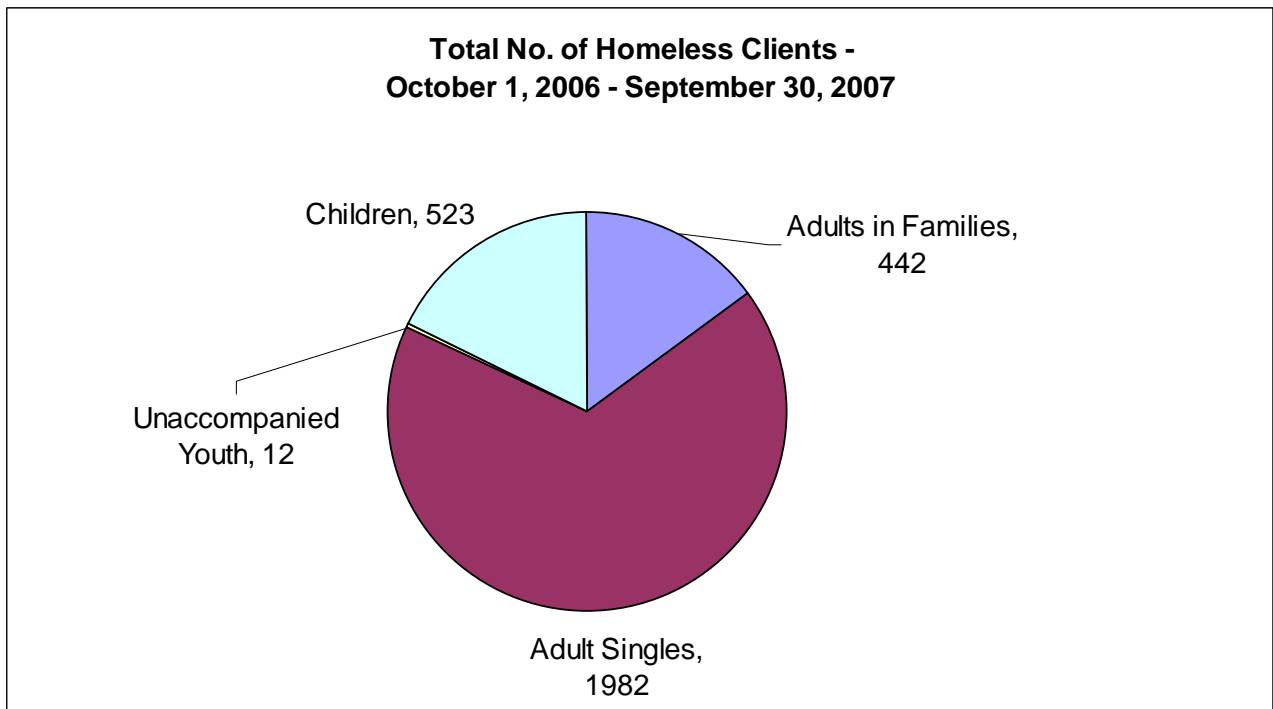
1. This data represents approximately 82% of the homeless in the Oakland County Continuum of Care during October 1, 2006-September 30, 2007. Not all homeless providers are using HMIS.
2. Domestic Violence Programs are not currently participating resulting in gaps in coverage.

Oakland County Continuum of Care - HMIS Report – October 1, 2006 – September 30, 2007

- 3. We are still working with agencies on data quality; therefore not all data included is 100% accurate.
- 4. We gathered the data for this report from two (2) different report queries in the HMIS; each query may have pulled the data slightly differently from the system, so there may not always be a one-to-one match of data among the graphs.

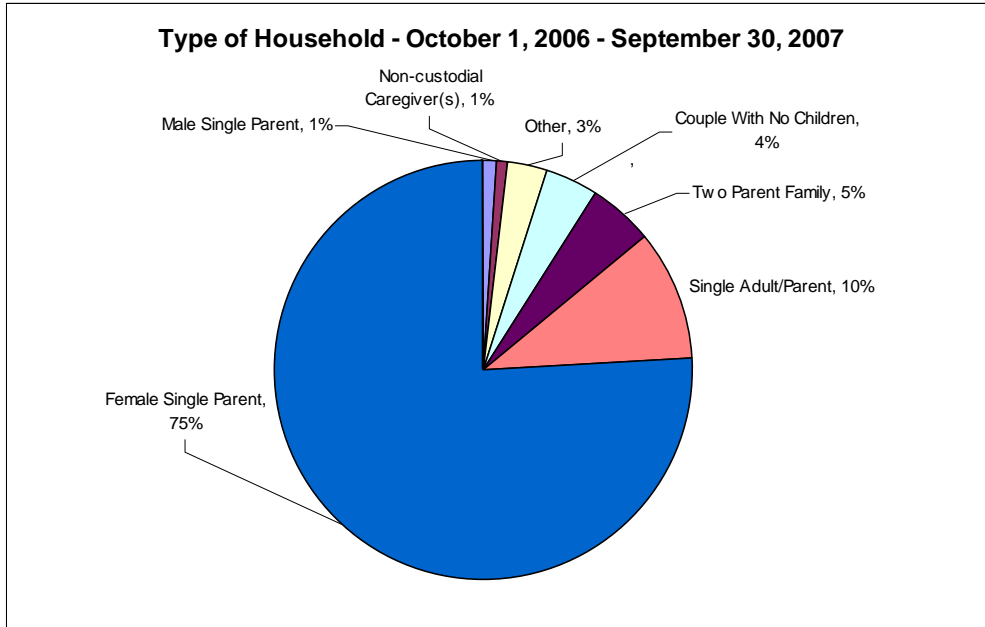
Homelessness—The Overall Picture

According to the HMIS data, during the October 1, 2006 - September 30, 2007 timeframe, 2,959 homeless clients were being served by Oakland County CoC agencies listed above. Of this number, approximately 18% (523) were children, 1% (12) were unaccompanied youth and the other 82% (2424) were adults. Of the adults, 18% (442) were adults in families and 82% (1982) were singles. Approximately 24% (472) of the single adults were chronically homeless individuals. According to HUD, a chronically homeless person is an unaccompanied homeless individual with a disability and who has either been continuously homeless for a year or more or has had at least four episodes of homelessness in the past three years.



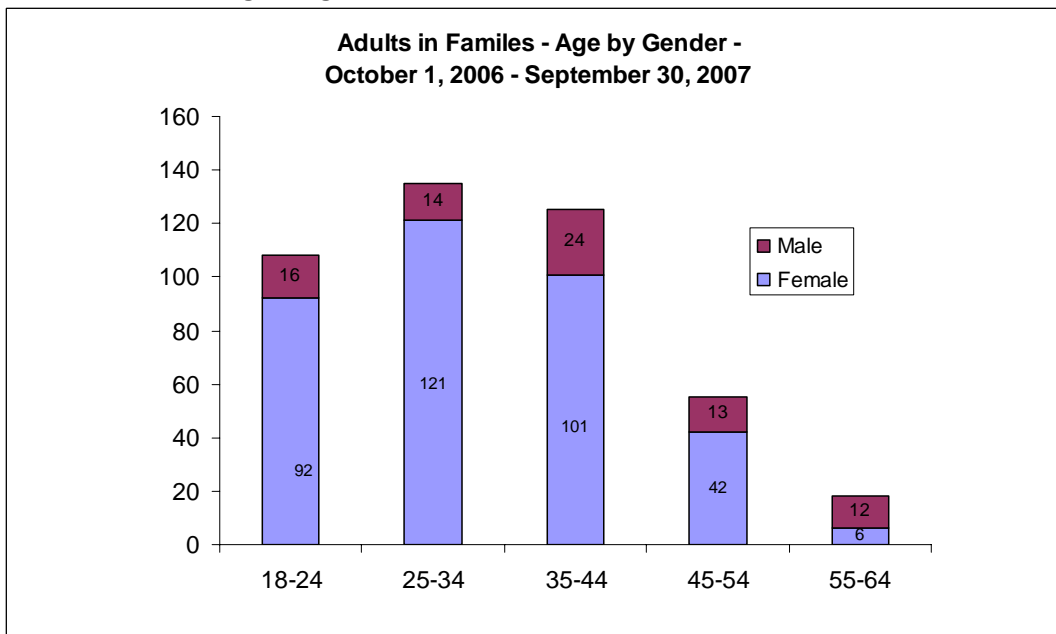
Type of Household

Of the total homeless families in the Oakland County Continuum of Care, 75% were comprised of a Female Single Parent (female head of household) with children.



Age, Gender, Race, Ethnicity

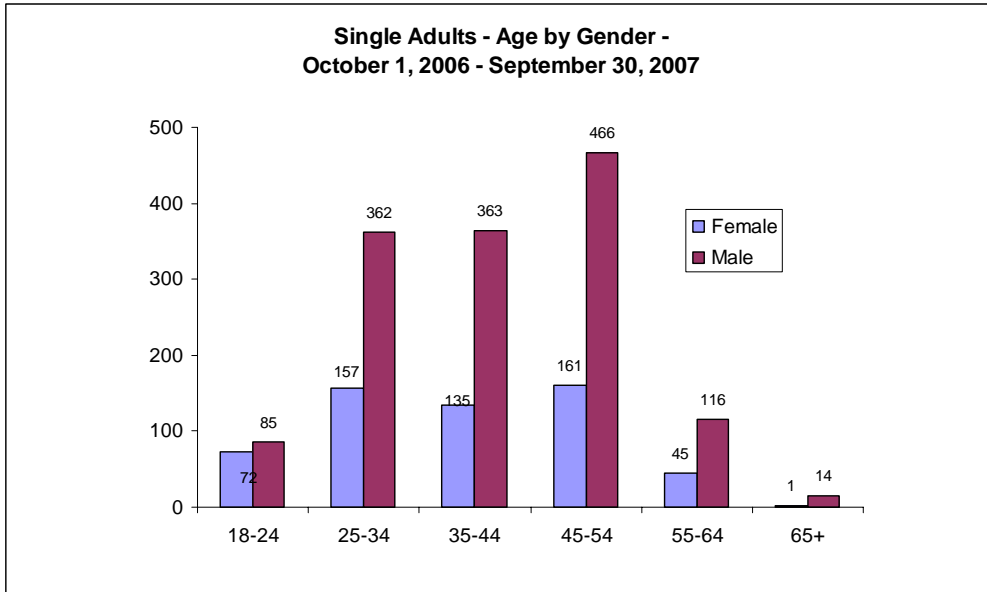
As illustrated in the chart below, approximately 362 or 82% of adults in families during the October 1, 2006 - September 30, 2007 timeframe were female. Also, the majority of women (62%) in families were between the ages of 25 and 44. The majority of men (30%) in families were between the age ranges of 35 to 44.



Oakland County Continuum of Care - HMIS Report – October 1, 2006 – September 30, 2007

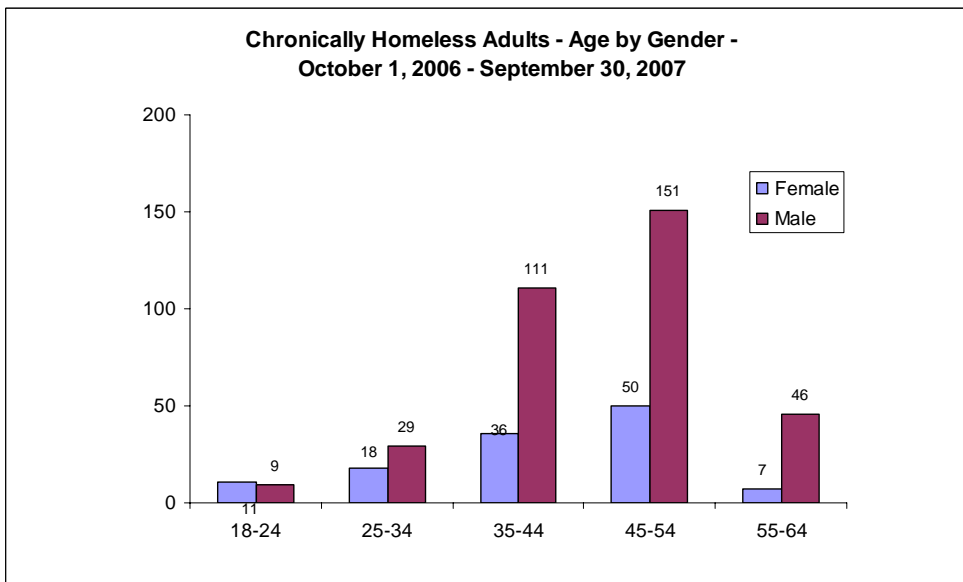
As illustrated in the chart below, approximately 1406 or 71% of Single Adults during the reporting timeframe were male.

Also, the majority of Single Adult Women were between the ages of 25 and 54. The majority of Single Adult Men were also between the ages of 25 and 54.



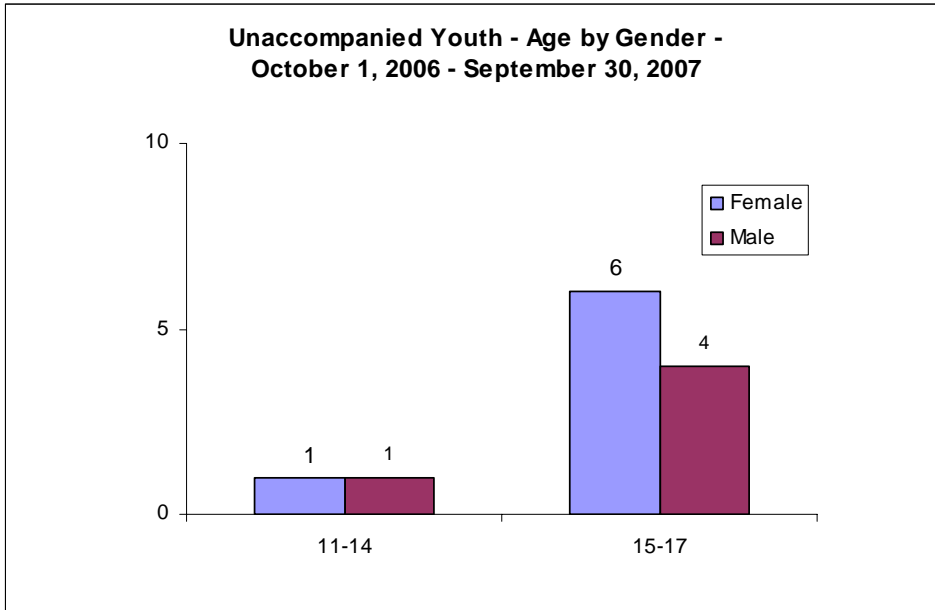
As illustrated below, 40% of Chronic Women were between the ages of 45 and 54. Another 30% fall into the age range of 35-44.

44% of Chronic Men were between the ages of 45 and 54. Another 32% fall into the age range of 35 and 44.

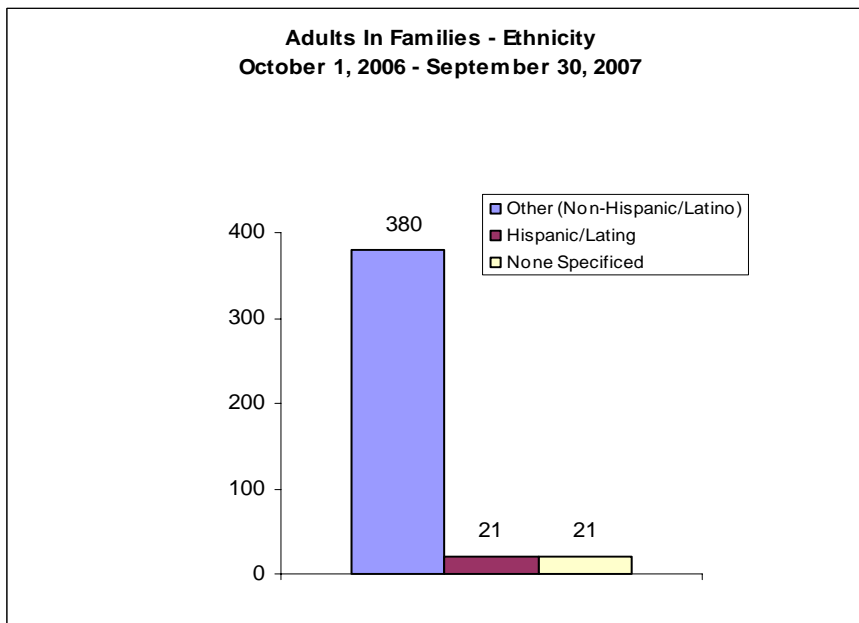


Oakland County Continuum of Care - HMIS Report – October 1, 2006 – September 30, 2007

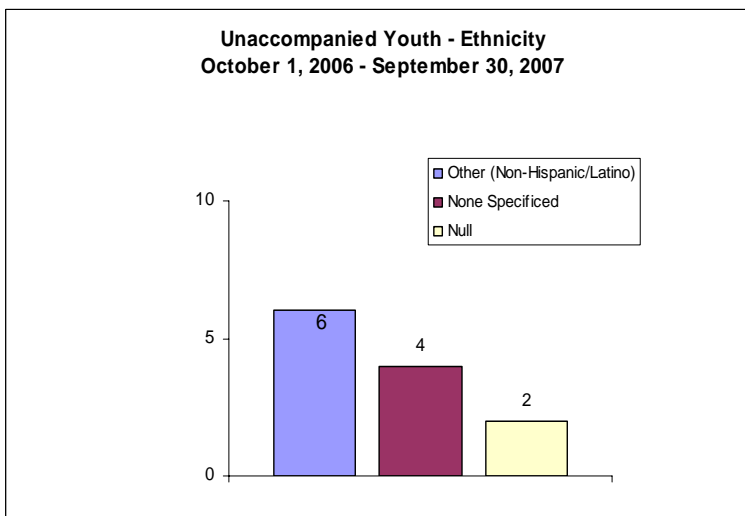
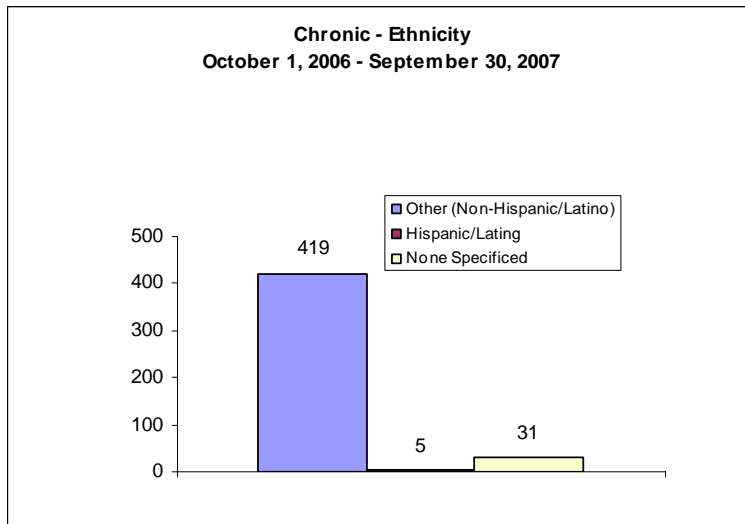
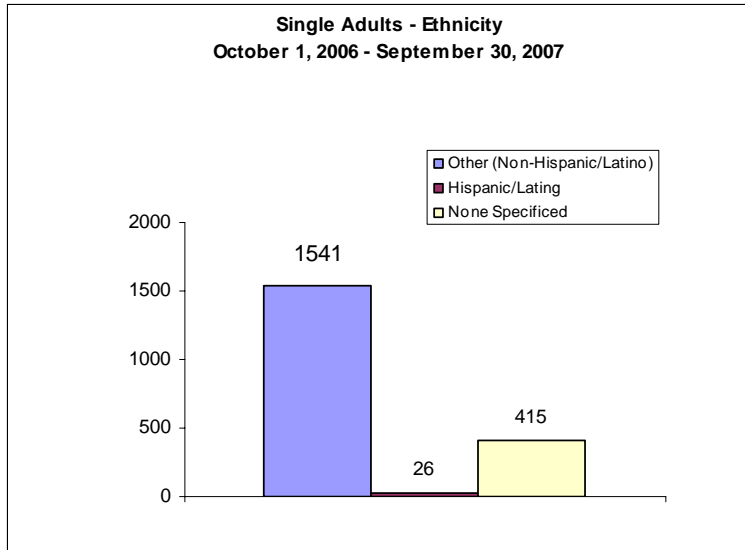
As illustrated below, 83% (10) of Unaccompanied Youth were between the ages of 15-17. Also, 58% (7) were female with 42% (5) male.



Regarding ethnicity, the majority of homeless adults were of non-Hispanic/Latino ethnicity. Approximately 2% of the homeless adults were of Hispanic/Latino ethnic origin.



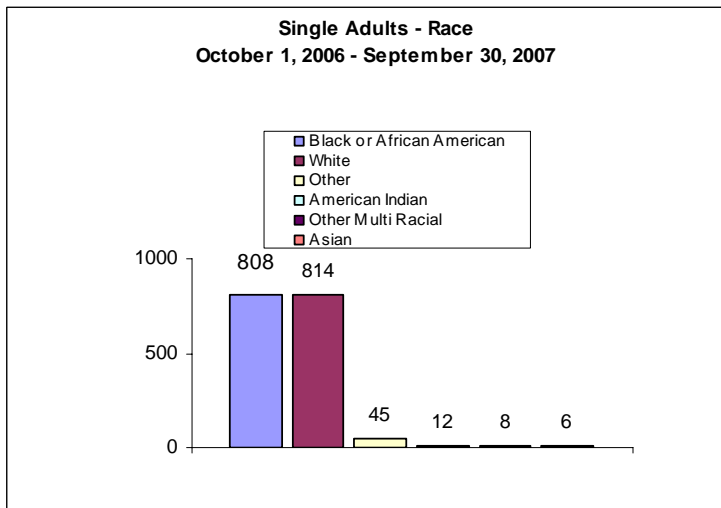
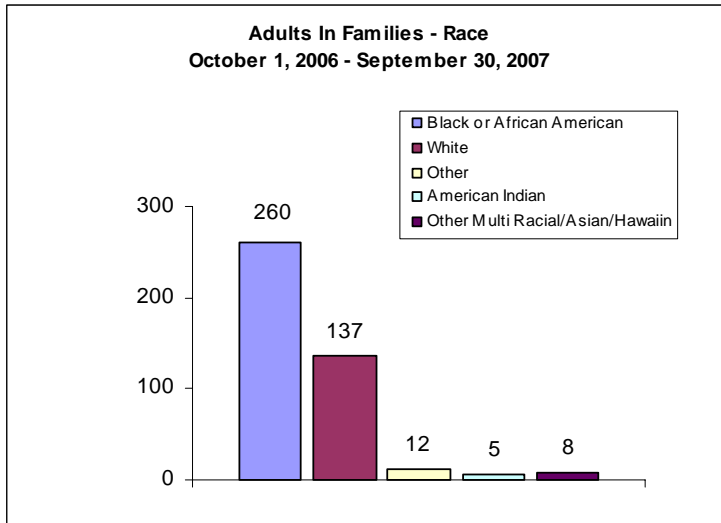
Oakland County Continuum of Care - HMIS Report – October 1, 2006 – September 30, 2007



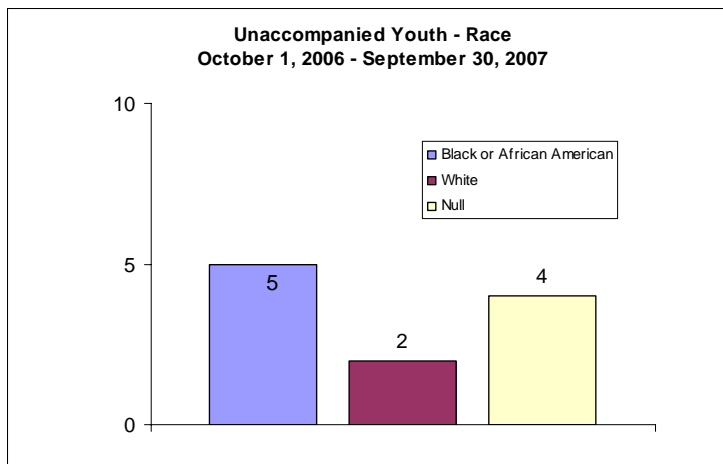
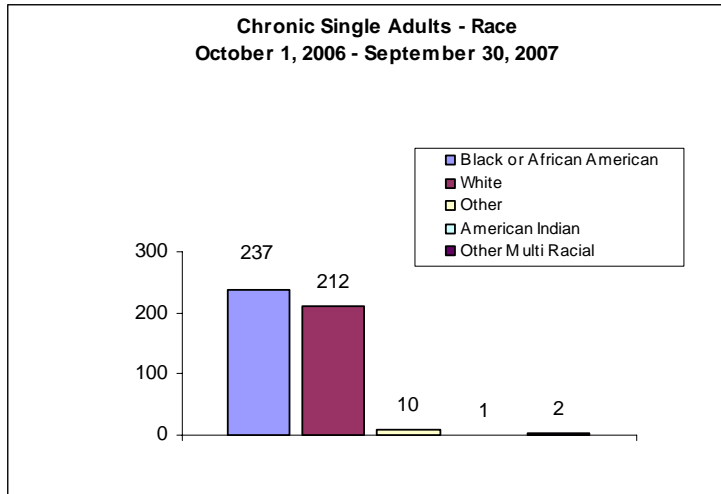
Oakland County Continuum of Care - HMIS Report – October 1, 2006 – September 30, 2007

Race

Approximately 62% of adults in families were Black/African American and 32% were White. Approximately 41% of Single Adult men and women were White and 41% were Black/African American. Approximately 51% of chronic adults were Black/African American and 45% were White. Approximately 45% of unaccompanied youth were Black/African American, 18% were White and 36% had null data fields.

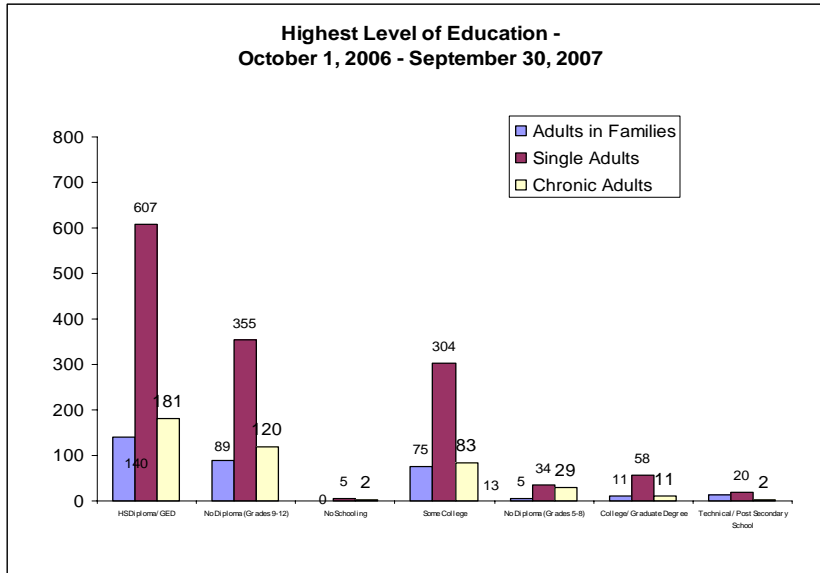


Oakland County Continuum of Care - HMIS Report – October 1, 2006 – September 30, 2007



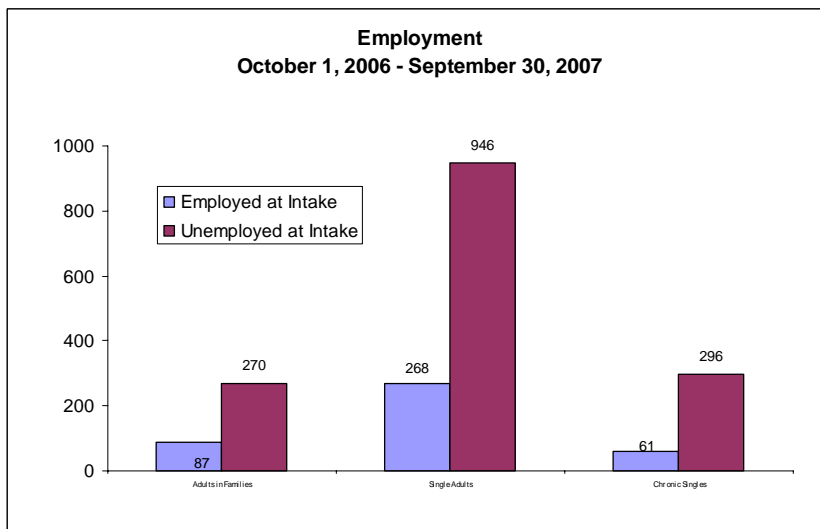
Education

The chart below shows the Highest Level of Education attained by the clients in the Oakland County CoC. Approximately 42% of Adults in Families, 42% of Chronic Adults and 44% of Single Adults had a High School Diploma or GED. Approximately 27% of Adults in Families, 26% of Chronic Adults and 28% of Single Adults had attended some of grades 9 through 12, but did not receive a diploma. On the other hand, 3% of homeless Adults in Families, Chronic Adults and Single Adults have completed a college degree or graduate school degree.



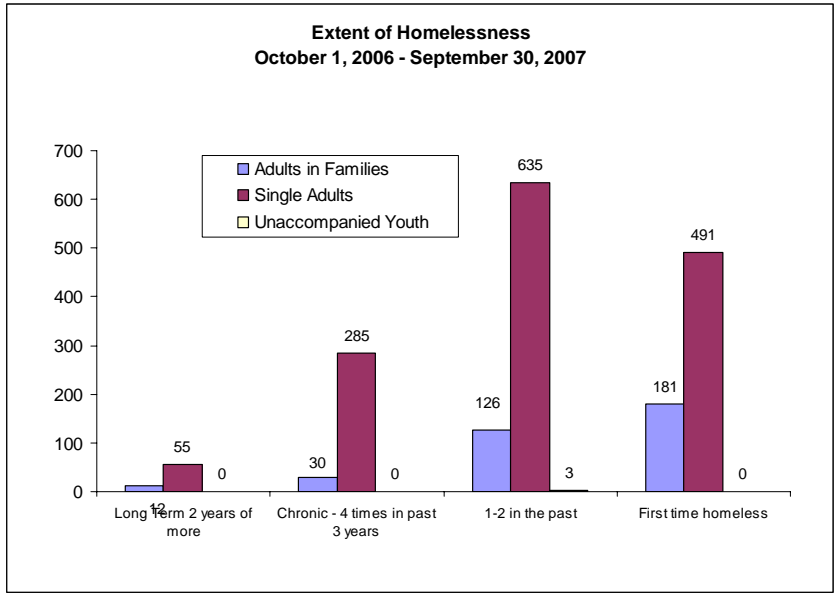
Employment

During the initial client intake, approximately 76% of the adults in families were unemployed and 78% of Single Adults were unemployed. 83% of those chronically homeless adults were unemployed.



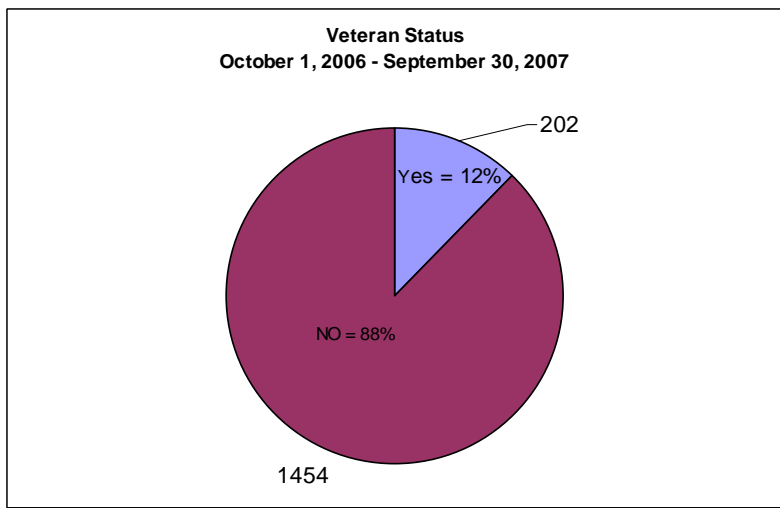
Extent of Homelessness

The chart below shows the clients' homeless situation. Notice that for single adults, most were either homeless for the first time or had been homeless 1 or 2 times in the past (76%). Approximately 52% of the adults in families who responded to this question indicated that they were homeless for the first time. Approximately 25% of the unaccompanied youth were homeless 1-2 times in the past.



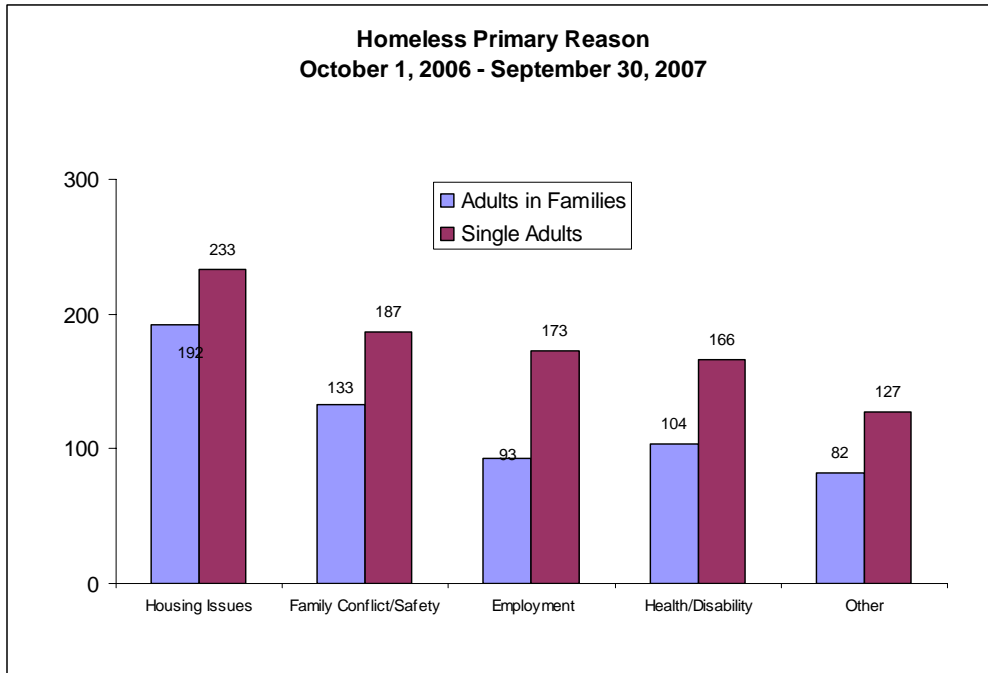
Veteran Status

The chart below shows 202 (12%) of the Single Adults are veterans. Of the 202 Single Adults who are veterans, 63 (31%) are chronically homeless.



Homeless Primary Reason

The chart below shows the clients' primary reason for homelessness. The primary reason for homelessness for both Single Adults (26%) and Families (32%) was housing issues that include eviction, no affordable or substandard housing, fire, mortgage foreclosures, unable to pay rent and utility shutoff. The three main reasons for both Single Adults and Families are eviction, domestic violence and mental health issues (see following charts for breakdown).



Oakland County Continuum of Care - HMIS Report – October 1, 2006 – September 30, 2007

As illustrated in the chart below, the primary reason for homelessness for families is eviction, followed by Domestic Violence and Mental Health reasons.

Family Reasons for Homelessness	Total Clients	Percentage
Eviction	94	24%
Domestic Violence Victim	73	18%
Mental Health	71	18%
No Affordable Housing	60	15%
Eviction Family/Friends	38	10%
Other	38	10%
Loss of Job	36	9%
Underemployment/low income	33	8%
Health/Safety	22	6%
Substance Abuse	20	5%
Loss of Child Care	18	5%
Unemployment	14	4%
Fire	13	3%
Release From Institution	11	3%
Roommate Moved	7	2%
Substandard Housing	7	2%
Jail/Prison	6	2%
Loss of Public Assistance	6	2%
Divorce	5	1%
Medical Condition	5	1%
Unable to Pay Rent/Mo	5	1%
Family/Personal Illness	4	1%
Mortgage Foreclosure	4	1%
Hours Reduced At Work	3	1%
Hurricane Katrina	3	1%
Addiction	2	1%
Physical/Mental Disability	2	1%
Utility Shutoff	2	1%
Criminal Activity	1	0%
Moved to Seek Work	1	0%
Sum:	604	

Oakland County Continuum of Care - HMIS Report – October 1, 2006 – September 30, 2007

As illustrated in the chart below, the reasons for homelessness for Single Adults is similar to the reasons for families; the primary reason for homelessness for Single Adults is also eviction, followed by Mental Health, Domestic Violence along with Loss of Job.

Singles Reasons for Homelessness	Total Clients	Percentage
Eviction	136	15%
Mental Health	92	10%
Domestic Violence Victim	88	10%
Loss of Job	87	10%
Other	87	10%
No Affordable Housing	69	8%
Eviction Family/Friends	59	7%
Substance Abuse	52	6%
Unemployment	38	4%
Underemployment/low income	35	4%
Health/Safety	27	3%
Release From Institution	20	2%
Divorce	11	1%
Medical Condition	10	1%
Loss of Public Assistance	9	1%
Fire	8	1%
Jail/Prison	8	1%
Substandard Housing	8	1%
Criminal Activity	6	1%
Mortgage Foreclosure	6	1%
Physical/Mental Disability	6	1%
Unable to Pay Rent/Mo	4	0%
Addiction	3	0%
Family/Personal Illness	3	0%
Hours Reduced At Work	3	0%
Hurricane Katrina	3	0%
Loss of Transportation	2	0%
Roommate Moved	2	0%
Utility Shutoff	2	0%
Loss of Child Care	1	0%
Moved to Seek Work	1	0%
Sum:	886	

Oakland County Continuum of Care - HMIS Report – October 1, 2006 – September 30, 2007

Disabilities

Overall, the leading cause of disabilities was mental illness at 35% followed by physical/medical issues at 20%, and alcohol abuse at 12%.

Overall Disability	Total Clients	Percentage	Single Disability	Total Clients	Percentage
Mental Illness (HUD 40118)	464	35.3%	Mental Illness (HUD 40118)	360	32.4%
Physical/Medical (HUD 40118)	258	19.6%	Physical/Medical (HUD 40118)	219	19.7%
Alcohol Abuse (HUD 40118)	160	12.2%	Alcohol Abuse (HUD 40118)	150	13.5%
Drug Abuse (HUD 40118)	126	9.6%	Drug Abuse (HUD 40118)	115	10.4%
Physical/Mobility Limits (HUD 40118)	126	9.6%	Physical/Mobility Limits (HUD 40118)	115	10.4%
Developmental (HUD 40118)	47	3.6%	Developmental (HUD 40118)	40	3.6%
Dual Diagnosis	47	3.6%	Vision Impaired	40	3.6%
Vision Impaired	45	3.4%	Dual Diagnosis	39	3.5%
Hearing Impaired	14	1.1%	Hearing Impaired	13	1.2%
Other	11	0.8%	Other	9	0.8%
HIV/AIDS (HUD 40118)	6	0.5%	HIV/AIDS (HUD 40118)	5	0.5%
Other: Learning	5	0.4%	Other: Learning	3	0.3%
Other: Mental Handicap/Injury	3	0.2%	Other: Mental Handicap/Injury	3	0.3%
Other: Alzheimer's/Dementia	1	0.1%	Sum:	1111	100.0%
Sum:	1313	100.0%			

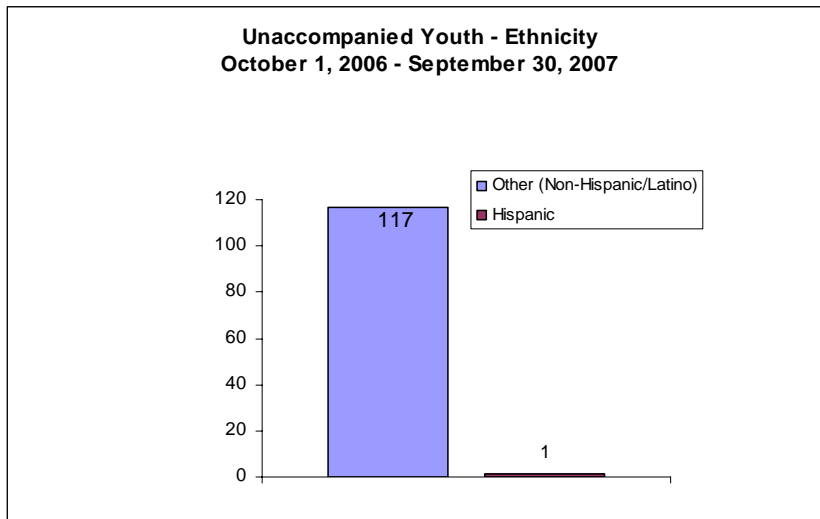
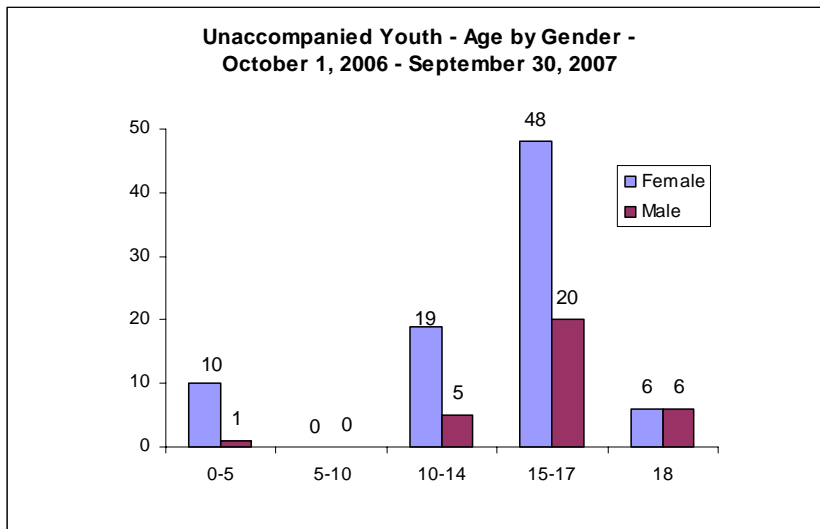
Family Disability	Total Clients	Percentage
Mental Illness (HUD 40118)	112	50.0%
Physical/Medical (HUD 40118)	39	17.4%
Alcohol Abuse (HUD 40118)	15	6.7%
Drug Abuse (HUD 40118)	15	6.7%
Physical/Mobility Limits (HUD 40118)	13	5.8%
Dual Diagnosis	8	3.6%
Developmental (HUD 40118)	7	3.1%
Vision Impaired	7	3.1%
Other	3	1.3%
Other: Learning	2	0.9%
Hearing Impaired	1	0.4%
HIV/AIDS (HUD 40118)	1	0.4%
Other: Alzheimer's/Dementia	1	0.4%
Sum:	224	100.0%

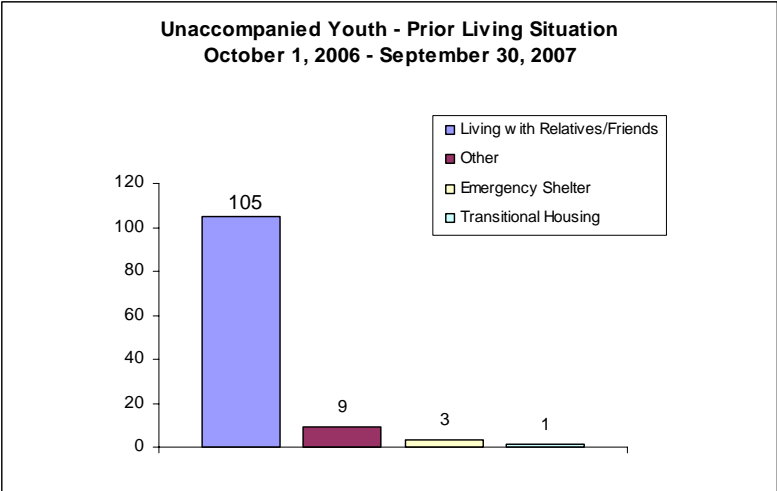
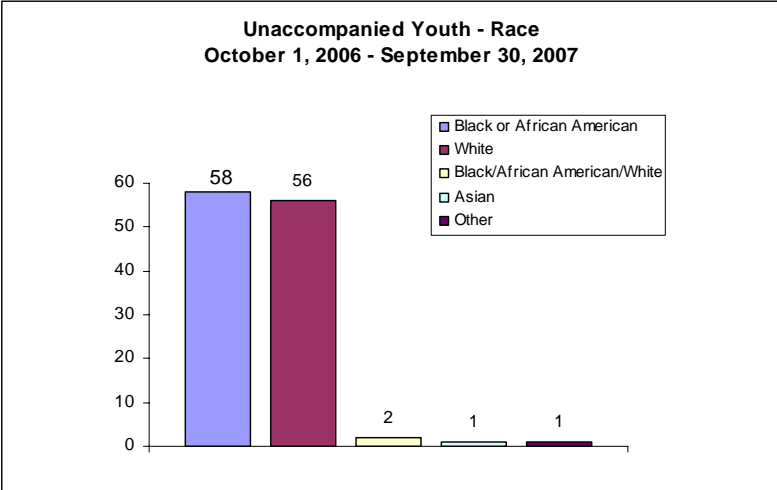
Unaccompanied Youth (Not Homeless)

According to the HMIS data, during the October 1, 2006 - September 30, 2007 timeframe, **118** non HUD homeless youth were being served in Oakland County.

Age, Gender, Race, Ethnicity

As illustrated in the chart below, 59% of youth were between the ages of 15-17. 99% of youth were Non-Hispanic Latino with less than 1% Latino. 49% were African American and 47% were White. 89% of non-homeless youth were previously living with family/friends.

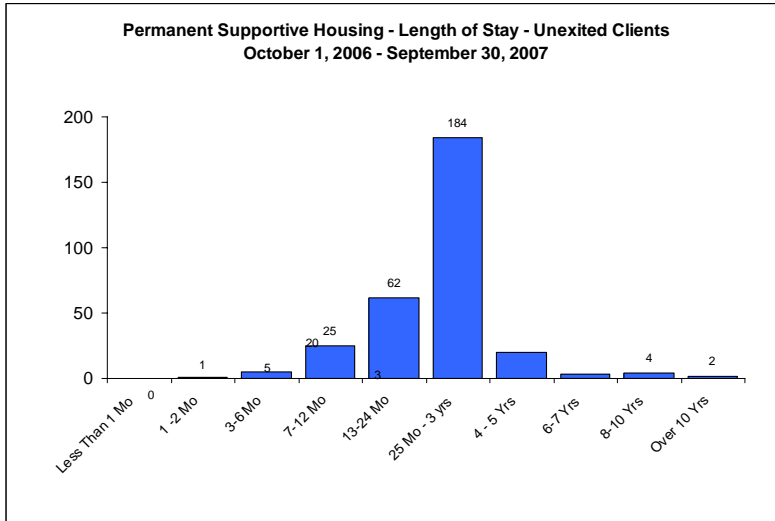




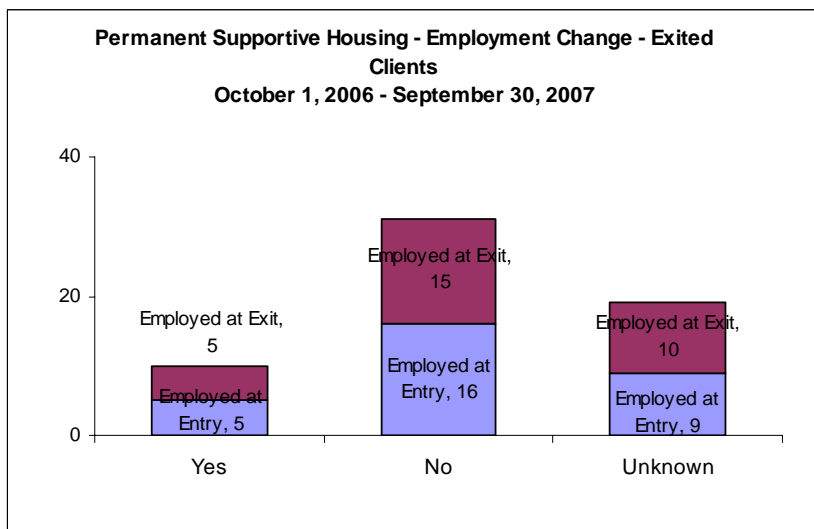
Permanent Supportive Housing Outcomes

As illustrated in the chart below, 98% of the clients stayed in Permanent Supportive Housing for more than 6 months. 60% of the clients have stayed between 2-3 years.

Count of Clients w Entry/Exits	306
Length of Stay >6 Months	300
Percentage	98%



As illustrated in the chart below, there was little change in employment between Entry and Exit for those clients who exited programs during October 1, 2006 - September 30, 2007. Those employed at exit have a positive outcome and those that remained unemployed or lost employment reflect a negative outcome per HUD's outcome standard for employment.



Oakland County Continuum of Care - HMIS Report – October 1, 2006 – September 30, 2007

Summary

This report provides information about the characteristics of those clients served by Oakland County CoC agencies who are participating in the HMIS Project. We continue to focus our attention on data quality. This will allow us to track progress related to Oakland County's 10 Year Plan to End Homelessness.

Several agencies are participating in the statewide MSHMIS Benchmarking Outcomes Project. Reports have been completed and we will begin generating them by January 2008.